

SUMMER 2017

STYLE ■ COMFORT ■ IDEAS ■ REAL ESTATE

ourhomes

OAKVILLE BURLINGTON MISSISSAUGA

fresh
SUMMER
ACCENTS

A MODERN SANCTUARY

A HOME FOR
TREASURES

MISSISSAUGA
MAKEOVER

SWEET NURSERY IDEAS
BEAUTIFY WITH BLUE
CANADA'S ROSE



"We go beyond the ordinary to create the extraordinary"



KENNEDY GALLERIES

EST 1967

Celebrating Our 50th Anniversary




MAKI CONSTRUCTION

LUXURY & CUSTOM HOMES
DESIGN | BUILD | RENOVATE
www.makiconstruction.ca



416.255.1177
86 Queen Elizabeth Blvd.
Etobicoke

kennedygalleries.com



OPEN Mon-Thur 10-6, Fri 10-8, Sat 10-5, Sun Closed



Confidence in Motion

ALL NEW 2017 IMPREZA



Shhh... WE THINK THE REST OF YOUR HOUSE MIGHT BE JEALOUS.

The all-new 2017 Subaru Impreza may just make your garage the most stylish and comfortable room in your home.

The 2017 Impreza has entered a new era of refinement. It has boldly leapt forward with a silent cabin that's rich in smooth, seamless surfaces, comfortable seating and thoughtful use of space, and keeps design sense apparent everywhere you look. It's also equipped with a completely redesigned next-generation infotainment system with the audiovisual quality you expect.

With a unique blend of style, versatility, capability and technology, you'll be spending more time driving your Impreza than living in your home. No wonder it's jealous. To learn more, visit subaru.ca/impreza.



(WITH OPTIONAL EYESIGHT* AND STEERING RESPONSIVE HEADLIGHTS)



COMPACT CAR



Vehicle shown solely for purposes of illustration, and may not be equipped exactly as shown. See your local Subaru dealer for complete program details. See Owner's Manual for complete details on system operation and limitations. Impreza and Subaru are registered trademarks. #ALG is the industry benchmark for residual values and depreciation data, www.alg.com. *To determine crashworthiness, IIHS rates vehicles good, acceptable, marginal or poor, based on performance in five tests. To qualify for 2017 Top Safety Pick+, a vehicle must earn good ratings in the small overlap front, moderate overlap front, side, roof strength and head restraints tests. Vehicles must offer, as optional equipment, an autonomous emergency braking system (Subaru EyeSight®) and earn an advanced or superior rating for front crash prevention. Vehicle must also offer specific headlights that earn an acceptable or good headlight rating. For more details, visit www.iihs.org. **The Insurance Institute of Highway Safety (IIHS) rates models with optional or standard front crash prevention systems as superior, advanced or basic based on the availability of autonomous braking (autobrake) and its effectiveness in 12 mph (19 km/h) and 25 mph (40 km/h) tests.



BUILDING TRUST. CREATING A LIFESTYLE.

30 Years International Multi-Site Project Management and Operations.

In-House Engineers, Architectural Technicians, PMP, P.GSC by Canadian Construction Association.

Featured in Magazines, TV, and Newspapers.

Fine Custom Homes, Boutique Custom Renovations



DESIGN • BUILD • PROJECT MANAGEMENT



Tel: 416-777-2324

Dir: 416-886-2290

INFO@AMBASSADORFINECUSTOMHOMESINC.COM

WWW.AMBASSADORFINECUSTOMHOMESINC.COM

MULTI AWARD WINNING COMPANY INCLUDING BEST CUSTOM HOME IN CANADA.

FINE FURNITURE, ART, ACCESSORIES & INTERIOR DESIGN SERVICES



CREATING BEAUTIFUL SPACES

14 DESIGN CONSULTANTS

Oakville

243 Speers Rd.

Guelph

8 Brock Rd.

Mon-Sat 10-6 Sun 12-5

www.accentsforliving.ca



For over 50 years, Georgian Renovations has been renovating homes with unparalleled craftsmanship, specializing in whole-floor and whole-home renovations, additions and complete custom estates. The process is meticulous from start to finish, employing a signature, one-of-a-kind flair for design and detail.



GEORGIAN
RENOVATIONS

BOOK YOUR DESIGN CONSULTATION TODAY AT GEORGIANRENO.COM



Showroom/Decor Centre
 251 Speers Road
 Oakville, ON L6K 2E8
905.815.0694



www.omegamantels.com

Head Office/Showroom
 260 Jevlan Drive, Unit 3
 Woodbridge, ON L4L 8B1
905.851.7089

A LEGACY OF EXCELLENCE



Our Brand Heritage

The Sotheby's International Realty® brand harnesses the worldwide recognition and prestige of the Sotheby's name. Auctioneers since 1744 with a fine tradition of marketing the world's most cherished possessions, Sotheby's is now an innovative global art business serving the most discerning clientele. *Sotheby's International Realty* benefits from this tradition and innovation through equity in the Sotheby's brand name and marketing collaboration.

LOCAL EXPERTISE GLOBAL CONNECTIONS



SOPHIE ABBASI, SALES REPRESENTATIVE
 416.509.4989 | sabbasi@sothebysrealty.ca

Visit sophieabbasi.com
 for a personal introduction to your
 local Real Estate advisor.

E&O.E: This information is from sources which we deem reliable, but must be verified by prospective Purchasers and may be subject to change or withdrawal. Sotheby's International Realty Canada, Brokerage, Independently Owned and Operated. Not intended to solicit properties currently listed for sale.

Sotheby's | Canada
 INTERNATIONAL REALTY

905.845.0024 | sothebysrealty.ca

OAKVILLE 905.845.0024
 TORONTO 416.960.9995
 MUSKOKA 877.960.9995
 CALEDON 416.464.7364
 CREEMORE 705.466.2683
 LONDON 519.204.9111
 NIAGARA ON THE LAKE 905.468.0001
 OTTAWA 613.860.3644
 MONTREAL 514.287.7434



Anderson's

your design partner



Furniture · Carpet · Rugs · Drapery · Reupholster · Farrow & Ball Paint · Wallpaper

686 Guelph Line, Burlington · 905-639-0666 · andersoncarpetandhome.com · Visit our blog for more outstanding pieces



PERFECT
the art of
LIVING

Open-Concept Bungalow Designs FROM THE LOW \$500's



A Complete Community in Quaint New Hamburg

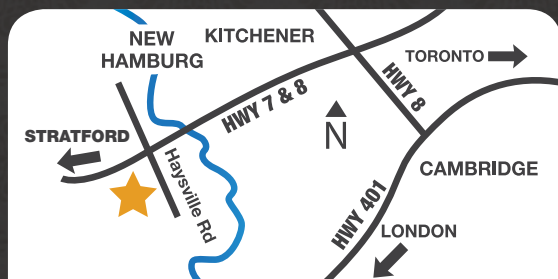
Stonecroft truly is a community within a community

Whether you enjoy indoor or outdoor activities, Stonecroft has something for you and is the ideal home for the social and active adult.

- Walking distance to local shopping
- 15 minutes to Kitchener/Waterloo and Stratford
- 15 minutes to the Ira Needles Boardwalk big box shopping centres
- Exclusive resident activities including golf, hiking clubs, billiards, fitness activities, travel club, crafting and card leagues
- 18,000 sq. ft. Rec. Centre
- 5kms of landscaped walking trails within Stonecroft

Model Home Open 7 Days a Week in New Hamburg:

12 Amberdale | 12:00 - 5:00pm | 519.662.6621
stonecroftsales@careyhomes.ca | stonecroftnewhamburg.ca



REGIONAL PUBLISHERS Jamie Jefferson
Georgette McCulloch

REGIONAL MANAGING EDITOR Gina Makkar

REGIONAL PRODUCTION MANAGER Tracy Shuttleworth

MARKETING & ADVERTISING Jennifer Moore
jennifer.moore@ourhomes.ca
office: 905.332.5220, cell: 905.320.7818

Christine Puma, 705.716.2900
christine.puma@ourhomes.ca

Geri Maser, 647.978.6350
geri.maser@ourhomes.ca

REACH US EASILY: firstname.lastname@ourhomes.ca

OUR HOMES is a registered trademark of OUR HOMES MEDIA GROUP INC.
OUR HOMES Oakville Burlington Mississauga is published four times a year.

OUR HOMES is distributed to residents of Oakville, Burlington & Mississauga via direct delivery. Copies of OUR HOMES are available for free pick up at high traffic locations throughout the region. OUR HOMES is distributed to select business leaders via direct mail.

Please send all letters and/or feedback to OUR HOMES Magazine,
25 Elgin St., Collingwood, ON L9Y 3L6. Or email us at editor@ourhomes.ca.
All letters received are subject to editing for grammar and length.

OUR HOMES MEDIA GROUP INC:

EDITORIAL	PRODUCTION MANAGERS
EDITOR-IN-CHIEF Georgette McCulloch	Julia Dempsey, Kelly Donaldson, Marilyn Reid, Abby Reynolds, Tracy Shuttleworth
ASSOCIATE & WEB EDITOR Laurel Fortin	
SUMMER INTERN Taigan Dance	
MANAGING EDITORS	OPERATIONS
Nancy Belgue, Adrienne Brown, Laurel Fortin, Walter Franczyk, Mary Hatt, Gina Makkar, Tiffany Mayer, Georgette McCulloch, Tamarisk McNalty Stephens, Melissa North, Merrilyn Patterson, Diane Sawchuk	MANAGING DIRECTOR, SALES & MARKETING Jamie Jefferson jamie.jefferson@ourhomes.ca
ART	MANAGING DIRECTOR, OPERATIONS Georgette McCulloch
ART DIRECTOR Tara Chattell	DIRECTOR OF BUSINESS DEVELOPMENT Christine Puma christine.puma@ourhomes.ca
ASSOCIATE ART DIRECTORS Sheila Britton, Robynne Sanguiliano	ACCOUNTING Donna Duggan
DIRECTOR OF PHOTOGRAPHY Jason Hartog	ADMINISTRATOR Lisa Merrell
PRODUCTION	ACCOUNTS RECEIVABLE Robert Markauskaite
PRODUCTION DIRECTOR Lynn Derrick	

CONTRIBUTORS

Brandon Barre, Sheila Britton, Tara Chattell, Pat Crocker, Jason Hartog,
Kelly Horkoff, Walter Franczyk, Gina Makkar, Sara Martin, Caeli Mazara,
Jenelle McCulloch, Dolores Pian, Melanie Rekola, Mehreen Shahid,
Yanic Simard, Joyce Turner-Gionet, Valerie Wilcox

Advertisements and the content, including photos, of advertisements published within OUR HOMES magazine are supplied solely by the advertiser and neither the publisher nor OUR HOMES Media Group Inc. accept responsibility for opinions expressed in advertisements or for copyright issues with regards to photos, advertising copy and advertisements, nor shall they be held liable thereby. By act of reading this publication, all advertisers and readers agree to indemnify and hold harmless both OUR HOMES Media Group Inc., and the publisher thereby. Copyright ©2017 OUR HOMES Media Group Inc. All rights reserved. Reproduction without permission is prohibited.

OUR HOMES CAN BE FOUND IN THE FOLLOWING MARKETS:

- Barrie/Ontario/Midland • Grey Bruce • Hamilton • London • Muskoka
- Niagara • Oakville/Burlington/Mississauga • Ottawa • Peterborough
- Southern Georgian Bay • The City of Toronto • Region of Waterloo
- Wellington County/Orangeville/Caledon • Windsor • York Region



Add some *aaaaah* to your landscape



BEAUTIFUL SPAS
STARTING AT ONLY
\$9,999.00

Immerse yourself in the thought of it. Soak in the beauty, then step in and experience.



CALL US TO GET STARTED!

855.311.7965

or go to immerspa.com/ourhomes

editor's note

\$50 OFF
Using coupon code *OHSummer*
at nixsensor.com*



Get your perfect paint match
with the *Nix Pro Color Sensor*

Bluetooth SMART Download on the App Store GET IT ON Google Play

*Coupon Expires 09,31,2017. Cannot be combined with other offers. Exclusively at nixsensor.com

DO YOU FOLLOW THE HOME TRENDS OR BUCK THEM?

There are times when I've followed a trend and made a big investment, like my cherry wood dining table and chairs. Now, I shoot it a hostile look each and every morning. I loved it when I bought it, but it no longer brings me joy. The saving grace is that with a simple makeover, I can probably love it again.



I used to think of design in terms of yes and no. I love it, I love it not. Deep blues, hints of yellow and marvelous mixed metals, I love them all day long. Subway tile, square sinks and grasscloth wallpaper, not so much. Walnut flooring, yes. Granite countertops, no. Crystal chandeliers, no thanks. Face-framed cabinetry, sign me up.

After touring many spectacular homes, I've come to realize that there's nothing that I don't really like. Everything, when done well, looks beautiful. I'm a bit of a dreamer too. If I spend a day surrounded by vintage chic, I begin to think up ways to use schoolhouse-style pendant lighting and mid-century modern chairs. If we shoot something sleek and minimalist, I picture myself loving life in my contemporary abode. It's an occupational hazard.

In reality, I'm generally an eclectic girl, drawn to a little bit of this and a little bit of that. Ideally, I'd have a home for each style that I love, but since that's not going to happen, at least with my eclectic leanings, I can easily integrate my favourites without having to totally redefine my space.

Instead of focusing on "I love that, now how can I make it work?" I've learned that for one thing, I don't have to integrate every little thing that I love. I can appreciate it and let it go.

When I'm looking to add or make changes, I ask myself, "What makes me smile?" and "Will I still love that when the trends shift again and again?" What do you love? Have a happy summer!

Gina Makkar, Managing Editor
gina.makkar@ourhomes.ca

Follow us @OurHomesMag

online Get more at ourhomes.ca

Sedgwick Marshall Heritage Homes Ltd.

Before

After

Whether renovating a century home, building an addition or a new custom build, Sedgwick Marshall work with their team of trades to design the home of your dreams from start to finish.

Sedgwick Marshall pride themselves in providing their clients with quality and service they can trust.

905.287.5591
www.sedgwickmarshall.com

NEW PREMIUM COLLECTION

Customize your bedroom picking from 15 colours and combine your hand-made bed with wood pieces.

GAUTIER
Stylish French Living

COMPLICES POUR LA VIE

FRENCH MANUFACTURER
WWW.GAUTIER.CA

MADE IN FRANCE

GAUTIER TORONTO
230 Adelaide Street East - Toronto - Ontario M5A 1M9

Tel: +1 416.777.9494

LIVING DINING BEDROOMS KIDS ROOMS

FREE INTERIOR DESIGN SERVICE

COMPLIMENTARY DESIGN CONSULTATION 3D DESIGN CREATION 10 YEAR GUARANTEE

CONTENTS

SUMMER 2017



30



96



76

ON THE COVER

A functional family home blends old with new.
Story, page 52. Photography by Jason Hartog.



48



20

LOCAL FEATURES

- 20 Style Picks** Refresh then relax with inspired summer accents.
- 30 Home & Builder** Maki and his angels build another bright, beautiful home.
- 46 Spotlight** Add beauty and character with luxury custom leather from Rawhide.
- 52 Feature Home** Sentimental pieces inspire a unique, personal and classic design.
- 66 People** Our experts help start or finish your home projects.
- 76 Home & Builder** A home for a young family exudes modern style inside and out.

DEPARTMENTS

- 14 Editor's Note**
- 18 Advice** Keep Your Cool
- 24 Decorating** Exotic Flair
- 28 Double Take** Outdoor Oasis
- 42 Focus** Three Nursery Styles
- 48 Cooking At Home** Grilled Corn
- 62 Green Living** Saving Trees
- 64 Real Estate** Rental How-To
- 74 Gardening** Canadian Shield Roses
- 86 Design Ideas** Backsplash Basics
- 90 Gardening** A Dog's Life
- 94 Home Resource Directory**
- 96 Good Taste** Margarita Madness
- 98 Finishing Touch** Beautiful Blue

SM
SAM MCDADI
REAL ESTATE INC., BROKERAGE
MCDADI.COM

NORTH OFFICE:
905.502.1500

SOUTH OFFICE
905.823.1500

DIRECT:
416.801.2400
SAM@MCDADI.COM

Team McDadi
sells a home
every
6 hours.*

In 2016,
we helped
more than
980 families,
which equated
to more than
\$800 million
in real estate!**

*month of May, 2016
**Based on ReDatum stats plus exclusive,
builder and non-treb sales and leases 2016,
both independent and with team



Sam McDadi
BSc., M.B.A.
Sales Representative

Ontario, Canada



\$8,880,000

mcdadi.ca/2401d

Prestigious neighborhood. 4 Beds. Roman pillars, Brazilian hardwood & Bohemian crystal chandelier.



\$5,800,000

mcdadi.ca/511c


Huge 150X474Ft lot on Credit River. Well manicured lot w/ extensive landscaping and gazebo!



\$5,200,000

mcdadi.ca/2239p

Custom built. Gordon Woods. Approx 6,500 sqft. 5+2 beds, 10 baths. Jatoba hardwood. 6 fireplaces.



\$4,950,000

mcdadi.ca/1173m


5+1beds, 8 baths. Backs Credit River w/ riparian rights. Maple hardwood floors. Stunning kitchen.



\$4,680,000

mcdadi.ca/458m


Rattray Marsh. 5 bedrooms, 7 bathrooms. Walking distance to the lake. Mix of modern and traditional decor.



\$4,200,000

mcdadi.ca/1387i


5 bed, 6 baths. 7,438 sqft. 98X200 irregular premium shaped lot. Approx 3,500 sqft of unspoilt basement.



\$3,528,000

mcdadi.ca/122h


Stunning, brand new. No expenses spared. Professionally finished basement. Premium lot on desirable street.



\$3,500,000

mcdadi.ca/1729b


Over 1 acre lot backing the ravine. 4 bdrm & 6 bath home. Finest workmanship & material. Gourmet kitchen.



\$3,488,000

mcdadi.ca/2471j


4 beds, 5 baths. Backs the Credit River/Ravine. Gourmet kitchen. All baths feature heated floors.



\$3,400,000

mcdadi.ca/1540m


Lorne Park. 4 bedrooms, 5 baths. Designer kitchen. Finished W/O basement. In-ground pool.



\$3,388,000

mcdadi.ca/3241b


Over 6,000 sqft. 7 beds, 9 baths. Master features 3 sided fireplace, sep. sitting, and 6 pc ensuite.



\$3,250,000

mcdadi.ca/1359q

Lorne Park. 4+1 bedrooms, 6 baths. Approx 4,467 sq ft. 111 x 154 lot. Finished walkup basement.



\$3,188,000

mcdadi.ca/1276m


6 beds, 7 baths. Double circular staircase in grand entrance. Hardwood on main & second. Gourmet kitchen.



\$3,000,000

mcdadi.ca/1422c

Lorne Park. Master crafted. 4+1 bedrooms. Finished basement. In ground pool. Top of the line appliances



\$3,000,000

mcdadi.ca/574m

4 beds, 3 baths. Re-built home. Backs onto park and includes tennis court. Gourmet kitchen. W/O to balcony.

Sales Representatives: Abraham Azraq, Ahmad Shehab-Eldin, Alvin Tung, Ben Sadeg, Bill McFarland, Craig Yaffe, Fadi Abou-Chalha, Helen O'Brecht, Isaiah Bayley-Hay, John Athanasiou, Julie Jones, Kayla Ie, Leanne Binsell, Lisa Lee, Marcello Marchese, Mark Powell, Marwa Nadr, Maryam Kermani, Marzena Cieciciag, Mase Rasti, Michelle Delemos, Mike Azraq, Mona Azraq, Norm Wilkie, Obie Khwaja, RJ Shahi, Ron Barlay, Sam McDadi, Sara Azraq, Sean Johnny, Shannon Bowen, Sue-Maya Hawass, Tom Gusic, Tracy Nguyen, Zaheer Shaw, Zareer Divecha. Brokers: Ashkan Khaleghi, Harry Nanda, Jim Yurchuk, Leonard Howell, Sabrina Nagar.

advice



Interior Designer Dolores Pian shares her ideas.



COOLING OFF IN THE HOT DAYS OF SUMMER

You're hot, you're sweaty. What can you do for relief?

Other than the obvious answers – hang out by the pool, at the mall with igloo temperatures or at an outdoor cafe with an iced drink – sooner or later you do have to go home.

Here are our go-to suggestions for cooling off in the summer – indoors.

DRESS TO REFRESH

Create a summer look by dressing your sofas and chairs with linen slipcovers.

Linen has natural wicking abilities that pull moisture away from the skin. Used for centuries in hot climate countries, it also has natural anti-bacterial qualities.

COOL OFF WITH FANS

Living through a hot summer without air conditioning seems impossible, but you'll still feel the humidity at some point. Many people don't like the recirculated air from air conditioners, or the high energy bills that come with cranking up the air conditioner 24/7.

For immediate relief, have a fan directed toward your body or your feet! I find that a fan at my feet seems to cool off the rest of me.

Ceiling fans such as Casablanca's are romantic looking and create air movement that cools you off by evaporating the sweat from your body. More evaporation means a cooler human.

FEEL THE FREEZER BURN

If linen sheets are outside of your price range,

then stick your cotton sheets in the fridge or freezer for a few minutes before bed.

Place them in a plastic bag first, unless you want your sheets to absorb the variety of scents in your fridge. Granted, this won't keep you cool all night, but it will provide a brief respite from the heat and humidity.

COOL TO THE TOUCH

Enjoying a cool, sustainable home might be right on the counter or under your feet.

Stones such as granite or marble located on tables, counters and under your feet are cool to the touch. Why? They have a dense structure that absorbs heat from warmer objects. This heat dissipates through the stone quickly so it feels cold.

Stone is virtually indestructible, which makes it ideal for high-traffic areas in your home, requiring little or no refinishing, replacement or maintenance.

MAKE IT DARK

Shutting your blinds and curtains all day will help block the sun's rays. Close all windows the night before and through the hottest part of the day.

Closing blinds is especially necessary if you have south-facing window walls. No matter how much air conditioning you have, you'll feel the heat and be blinded by the glare of the hot sun.

Turn off the lights. Light bulbs, even environmentally-friendly CFLs and LEDs give off heat – if not directly, then their electrical housing and transformers do.

Take advantage of natural light as much as possible, and keep rooms cool after dark by

using lights minimally or not at all. It's a great reason to have dinner by romantic candlelight.

GET WET

Take a shower, especially a cold rain shower. This will bring down your core body temperature and rinse off sweat, so you can hit the mattress feeling cool and clean.

SLEEP IN THE LOWER LEVEL

Basements make for a great summer residence. Since warm air rises and cool air sinks, the lower level makes for comfortable sleeping.

Finishing off the basement is a worthwhile investment. The lower level is usually 10 to 15 degrees cooler than the above-ground part of the house.

PSYCHOLOGICALLY SPEAKING


Cool colours – blues, greens and white – can promote your brain's capacity to visually cool off.

Blues in particular remind us of the sky and the cool wet seas. And green, the colour of nature, always brings up thoughts of spring.

Embrace the summer and enjoy your home whether it's located in the sky, on the ground or by the water. And ask yourself: How are you going to create a cool summer mood for your home? **OH**

- 1. SURYA: Birds By The Waters Edge II Wall Decor
- 2. CASABLANCA FAN COMPANY: Piston Ceiling Fan in Matte Black
- 3. CRÉATION BAUMANN: Lerida IV Drapery Fabric in Colorit 0411
- 4. SURYA: Easton Table Lamp
- 5. SURYA: Ogee Pillow in Sky Blue & Parsons Pillow in Aqua
- 6. MONTAUK SOFA: ABC Slipcover Sofa in Linen

Transforming a brand is like renovating a house



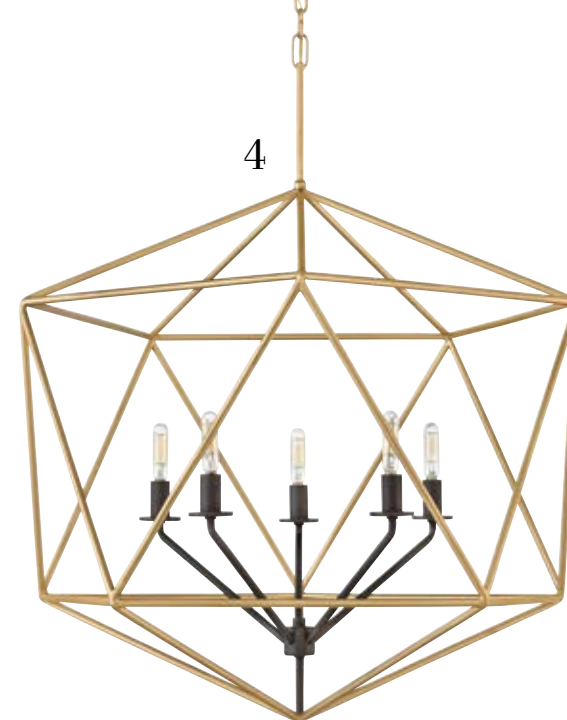
Your brand may have great bones and lots of potential—but lacking in curb appeal for your specific market. As a branding firm specializing in lifestyle brands, we transform the ordinary into extraordinary for your business advantage.

riordondesign.com | CREATING BRAND EXPERIENCES

relaxed STYLE

Lovely summer finds to enjoy.

PHOTOGRAPHY JASON HARTOG



1 DREAMSCREENS CANADA INC.

Retractable Door Screen

Throw open your doors and let the outside in with retractable screens. Locally manufactured and designed, they are engineered to blend seamlessly in any doorway.

1184 Speers Rd. Unit 2, Oakville
905.849.6500 | dreamscreens.ca

2 KENNEDY GALLERIES

Seagrass Bed

A unique, beach-inspired bed is what sweet dreams are made of. A soft, upholstered headboard is paired with a wooden frame and finished with seagrass in a fishtail weave.

86 Queen Elizabeth Blvd., Etobicoke
416.255.1177 | kennedygalleries.com

3 THE PAINT PEOPLE

Design Inspiration

Pretty pops of colour scream summer loving. Blend textures and patterns, like grass cloth wallpaper and pretty florals for a vibrant yet serene design.

720 Burnhamthorpe Rd. W. Unit 21 | 905.277.9767
2900 Argonia Rd., Unit 11 | 905.277.9767
Mississauga | thepaintpeople.com

4 WATTS CURRENT

Gold Chandelier

The Astrid by Hinkley Lighting is sleek and chic. It's designed as an airy geometric fixture with strong welded construction. The lights are wired from the bottom and appear to float inside the cage. Also available in smaller three-light version.

1001 Lakeshore Rd. E., Mississauga
905.271.9288 | wattscurrent.com

5 MY BACK SHED

Milk Glass Inspiration

This pretty-in-pink blush table is the perfect backdrop for vintage-inspired, reproduction milk glass. Your backyard party awaits.

2359 Lakeshore Rd. W., Oakville
905.847.2922 | mybackshed.com

6 HYM

Pillows

Beautifully unique, these pillows are silk embroidered, 100 per cent cotton canvas with a water resistant lining. See HYMonline.com for list of retailers.

647.297.1117 | HYMonline.com

Continued on page 22



7



8



9

7 IMMERSPA

Scandinave

Sooth your mind and body. This spa accommodates up to 10 guests with carefully crafted bench seating. Therapeutic water jets create the ultimate home oasis.

281-1462 Centre Rd., Carlisle
905.902.7727 | immerspa.com

8 RIVERCROFT INTERIORS

Decorative Accents

Looking for something different? The whimsical barn at Rivercroft Interiors is filled with unique treasures. Rustic, elegant or vintage, there's something for everyone.

885 Lower Base Line W., Milton
416.804.8738 | rivercroft.ca

9 ANDERSON'S

End Table

Freshen any space with the addition of white. The subtle shape and detailing of this end table makes this a versatile piece for the living, dining or bedroom. Your choice of finishes.

686 Guelph Line, Burlington
905.639.0666 | andersoncarpetandhome.com **OH**



Kali Duo Bunk Bed | Circe Sofa/Queen Bed | Cristallo Coffee/Dining Table | Pocket Folding Chairs

180 sq ft of space with 600 sq ft of function.

Living room + dining for eight + bedroom for four in 180 beautiful square feet? That's one powerfully functional space. 60+ customizable solutions designed and made in Italy by clei: the global leader in transformable furniture design for over 50 years. Available exclusively from Resource Furniture. Many items in stock for immediate delivery.

Lifetime warranty on all mechanisms. Many items in stock for immediate delivery.

Downtown Toronto Showroom

322 King Street East @ Parliament Street
416-901-7555 | www.resourcefurniture.com

RESOURCE FURNITURE



SPACE. REINVENTED.®

New York | Los Angeles | San Francisco | Toronto | Vancouver | Calgary | Montreal | Mexico City



TURNING DREAMS INTO REALITY

www.unitedlumber.ca

Barrie
705.726.8132
520 Bayfield St. N.

Bolton
905.857.6970
12833 Hwy 50 S.

Georgetown
905.873.8007
333 Guelph St.

United Truss – Innisfil
705.436.3425
3325 Thomas St.



Indoor trees, such as the impressive fiddle leaf fig, add exotic essence.

EXOTIC ELEMENTS

STORY **YANIC SIMARD** | PHOTOGRAPHY **VALERIE WILCOX**

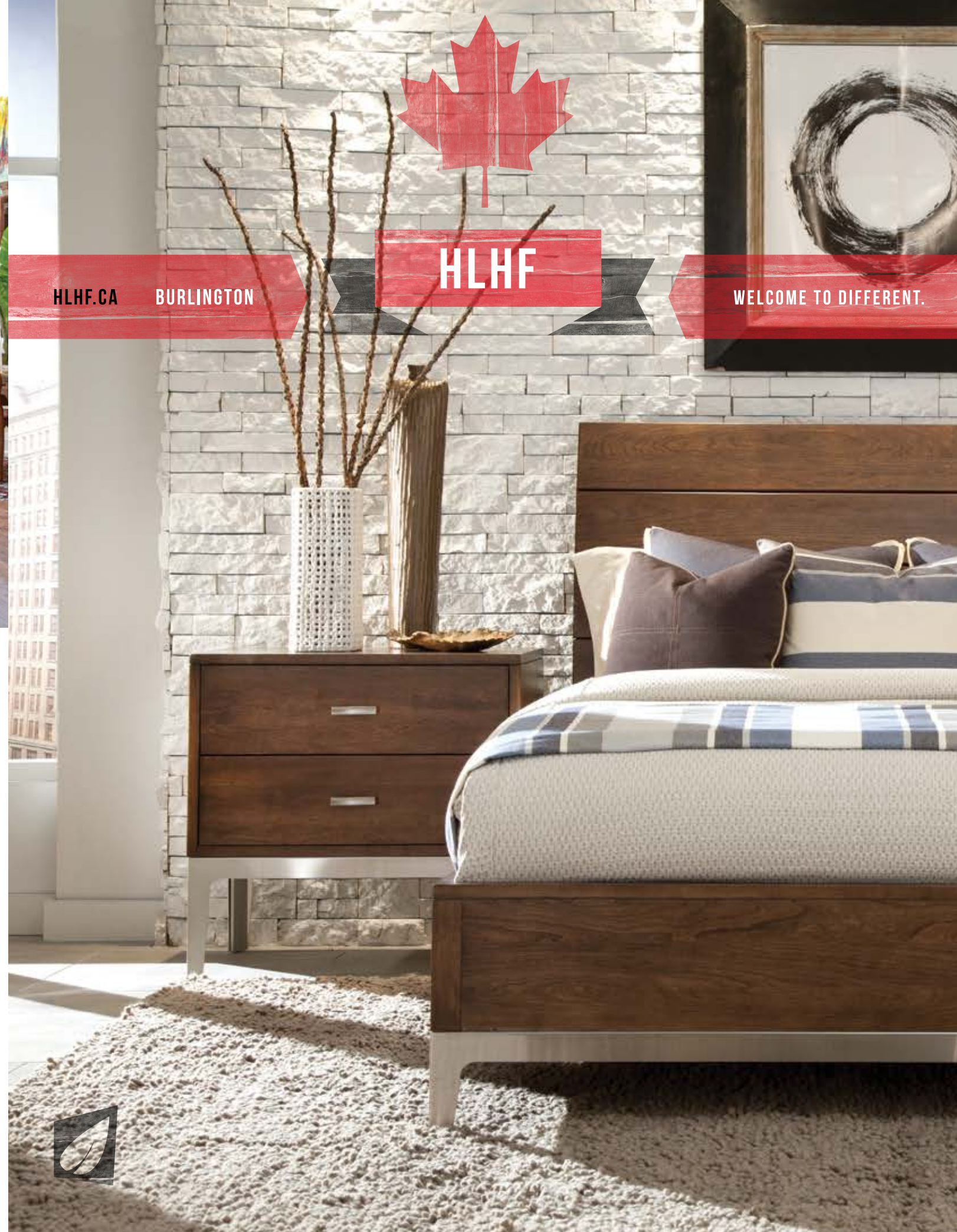


PHOTO: BRANDON BARRE

There's no place like home, but sometimes don't you dream of enticing distant lands? If your décor is feeling a little bit like the same old, same old, shake things up with a touch of exotic flair, and bring back that feeling of home sweet home.

HERE ARE 7 OF MY FAVOURITE WAYS TO BRING AN ELEMENT OF THE EXOTIC INTO ANY DESIGN:

1 **PILLOWS & TROWS**
For a quick infusion of exotic appeal, pile on the pillows. Indian, East- or South-Asian-inspired prints and fabrics make for an easy splash of colour, in as big or small a dose as you desire. Bravely add rich jewel tones to even the most neutral of colour schemes – they're surprisingly easy to work with. The best part? If you eventually get tired of a saturated hue, you can always switch out the cases for a while, and bring them back in when you're craving that sizzling flavour again. *Continued on page 26*



HLHF.CA

BURLINGTON

HLHF

WELCOME TO DIFFERENT.



decorating

2 ARTISTIC ACCENTS

A curated home avoids clutter, but don't be scared of adding a few sculptural objets, even on your minimalist surfaces. Cultivate items with true beauty and meaning: fewer items of a higher quality will amount to a worldly collection over time, so bring one great piece back when you travel, rather than several tourist-trap knickknacks.

3 FURNITURE

Adding accessories doesn't feel like enough of a shake up? Opt out of using just the typical clean-lined furniture and mix in something a bit more bold. Try drum coffee tables, East-Asian-influenced cabinets or Moroccan-inspired side tables. The flair a piece of exotic furniture brings to a space is worth braving a little commitment. Pair evocative pieces (like a studded wing chair) with demure classics like a plush leather sofa to create a subtle, sophisticated story.

4 PRINTS & PATTERNS

Fabric can be used to cover up or to attract attention. For beautiful draperies that make as much of a statement as the view outside, why not try a wild motif, such as this feather print from Maxwell Fabrics (Fantail fabric in #338 Prism). Try a similarly colourful print to upholster a side chair or bench, or spice up a headboard – or use a printed wallpaper to add rich hues to your dining room, foyer or powder room.



Exotic statuettes look great perched on top of a small stack of books, and you can easily play with the arrangement whenever you feel like being creative.

5 RUGS

Bold prints aren't only for vertical surfaces. A vivid exotic rug brings some drama to the fifth wall – the floor – which has several advantages. In some spaces, using a bold accent wall can leave the space feeling lopsided, but an accent rug stays grounded. Plus, you can always use a petite carpet (like a three-by-five-foot) in a small nook for a little splash of interest, rather than filling a whole room. Try pairing a rug in a rich palette with a piece of art that echoes some of the same colours to add a sense of continuity throughout the space.

6 TILES

In the kitchen and bath, and even beyond, tiles in exotic designs are a beautifully bold choice. Try a statement tile for a small area, such as a powder-room floor (or even the full walls), a kitchenette or butler's pantry, a shower-stall floor or accent wall, or a short but impactful backsplash. Look to cosmopolitan suppliers like Cercan Tile for traditional cultural patterns or even bold tropical motifs, to speak volumes with just a few tiles.



7 WILDLIFE

So maybe you can't have an exotic pet – you can still bring home some wildlife in the way of a stunning live plant. Not all tropical varieties can survive a Canadian climate, but you can bring lots of exotic essence with indoor trees, such as the impressive fiddle leaf fig. Look for a plant with large leaves or fronds to bring the air of a dreamy vacation destination to your home year-round. OH

EXPERT TOUCH INTERIORS



Celebrating
15 Years
in Business!
f t g+ in

Felicia Gimza | Principal | 905.847.5331
www.theexperttouch.com | felicia@theexperttouch.com



double take

Recreate this look for your own home.

OUTDOOR *Luxury*

PHOTO: KELLY HORKOFF



- 1. **KICHLER:** Renew Patio Ceiling Fan in Satin Black
- 2. **NAPOLEON:** Built-In Prestige PRO 500 Grill with Infrared Rear Burner
- 3. **ARD OUTDOOR:** Nobu Outdoor Sofa in Black
- 4. **CRATE & BARREL:** Lune Melamine White Dinnerware
- 5. **HOME HARDWARE:** Black Square Resin Wicker Planter
- 6. **ANNIE SELKE:** Trimaran Stripe, Mingled Apple & Links Chartreuse Sprout/Ivory Indoor Outdoor Pillows
- 7. **RATANA:** Lynn Valley Lounger
- 8. **THE OUTDOOR GREATROOM COMPANY:** Grandstone Fire Pit Table in Black



Greenville Soapstone Company



1-888-95-STONE

sales@greenvillesoapstone.com

www.greenvillesoapstone.com

BURLINGTON
4450 Corporate Dr. Unit 2

PORT HOPE
375 Ward St. Unit 4

FREE
2 PILLOWS | DUVET | MATTRESS PAD*

Natür

S L E E P

CUSTOM FIT MATTRESSES FOR EACH PARTNER
LIFETIME COMFORT GUARANTEE
NO NEED TO SACRIFICE COMFORT

MATTRESSES | PILLOWS | DUVETS | BABY | KIDS | PETS

226 606 9252 www.natursleep.com

22 Main Street, Cambridge ON

*WITH PURCHASE OF ANY LIFETIME MATTRESS - VALUE UP TO \$750 - MENTION THIS AD TO RECEIVE

RAVINE RETREAT

STORY **JOYCE TURNER GIONET** | PHOTOGRAPHY **JASON HARTOG**

Custom builder **Mario Causevic** of **Maki Construction** and his angels (nostalgia alert: remember that 1970s television show?) have created another winner with this chic, light-filled home in Old Erindale. With Mario, it's all about the details.

Continued on page 33



MARIO AND HIS ANGELS: Back: Mario Causevic, Iryna Kukhar and Linda Nguyen. Front: Samira Causevic, Caterina Medaglia and Cristina Farina. **OPPOSITE:** The glimmer of metallics strike just the right balance in the sophisticated, white, black and grey living room décor.



LEFT: Family, friends and fun are the main ingredients in the kitchen and dining combo. A large island allows guests and family to gather while a meal is being prepared.
ABOVE: The use of mirrors behind the integrated cook top maximizes brightness in the large kitchen.
RIGHT: Strategically placed focal-point walls offer lovely sightlines throughout the main floor.



According to his wife, **Samira Causevic**, while most builders are probably home asleep, “Mario will wander alone around a home he’s building, often after midnight, jotting down ideas or making notes on things that aren’t yet perfect, or as perfect as he thinks they should be,” she laughs. “Details make me happy,” says Mario. He revised this home’s floor plan a few times before he was satisfied with the flow. Details are what Maki Construction is known for. Sometimes they’re obvious, other times subtle, but without them, the overall result would be diminished.

Cristina Farina of **Luxe Manor Designs Inc.** has worked with Mario on many projects. Both detail hounds and perfectionists, Cristina and Mario believe a house tells a story. And who stands back surveying the outcome with a keen eye? Samira. She calls herself the editor because even the best stories benefit from an edit.

Backing onto conservation land meant working with rigid city building codes. Mario could not tear down the original house and had minimal wiggle room with the footprint. The home’s eight-foot ceilings could not be changed. What to do? “We played with design, lighting, trim and even increased paint sheen to achieve the soaring cathedral feel,” says Cristina. Ceilings are a signature element of Mario’s. “He designs them the old-school way, using a pencil, graph paper and a ruler, in three dimensions,” says Samira. The results are stunning. *Continued on page 34*



Each ceiling is different, accentuated with layered carpentry work and finished white to foster the illusion of height. Upstairs, where ceilings rise to 10 feet at the centre point, Cristina painted ceilings the same colour as the walls to draw the eye upward. “Cove lighting is all but impossible in an eight-foot ceiling, but we did it,” says Mario. By dropping the kitchen ceiling a little on the sides, he worked with only 3.5 inches of space instead of the usual 12 inches.

It’s not a large house, yet it feels expansive. The sash-free windows by Custom Direct Windows Ltd. offer engaging outdoor views. The privacy afforded by the ravine lot means blinds or drapes are optional, even in the upstairs en suite.

LEFT: A sweeping staircase with iron spindles offer a clear view to the upper level. **BELOW LEFT:** A dramatic chandelier adds sparkle. **BELOW:** Built-in cabinetry provides much-needed function in the home office.



Each ceiling is different, accentuated with layered carpentry work.



Glass elements are used throughout. “Why limit it to bathroom vanities?” says Mario. “We imagined glass as a design focus throughout the house.” It appears in bath and bedroom cabinetry, on side tables and coffee tables, on walls and inlaid on drawers, doors and wood panelling. “Clear, smoked, etched, straight-cut and bevelled, whatever the space called for,” he

says. In the kitchen, installed by **Silmen Fine Cabinetry**, a mirror backsplash stretches full width. Lime green accessories add pops of colour to the glossy, white quartz island. Hanging high above the circular oak staircase, pendants from a massive eight-foot chandelier from **Ultra Lighting** swirl down to the lower level like a splash of water in the sunlight.

TOP: Mirrors and integrated cabinetry instead of a closet keep the smaller footprint of this bedroom from feeling constricted. **ABOVE LEFT:** A pretty bathroom is kept light and bright. **ABOVE:** Beams in the cove ceiling add an interesting architectural detail to a secondary bedroom.

Continued on page 37



ABOVE: Layers of millwork and a cove ceiling add drama to the elegant master bedroom. **LEFT:** A linear fireplace and integrated television are a beautiful, functional addition to the master retreat. **OPPOSITE, TOP LEFT:** Drawers and an island in the walk-in closet provide plenty of space for storage. **TOP RIGHT:** White and grey porcelain tile with a stylish marble effect add a contemporary feel. **BOTTOM:** The use of grey in the en suite anchors the space to the colour scheme in the master bedroom.



Although mixing metals remains in vogue, silver and pewter reign in this house, with a supporting cast of gorgeous textured wallpapers from **Crown Wallpaper & Fabrics**. Mario was hesitant about paper, until Cristina won him over. She's used it ingeniously around an electric fireplace, as a backdrop for black walnut shelving, on accent walls and tucked inside the grids of a coffered bedroom ceiling, where it casts a velvety sheen.

Benjamin Moore's Grey Overcoat hue plays a major role in the home's palette, used on built-ins and cabinetry. Neutral silk and wool rugs soften the use of stone and hand-scraped, wire-brushed oak floors. Silk, faux fur, lush linen and wool adds romance and a touch of warmth and whimsy, saving the black, white and grey colour scheme from becoming overly cool or cold.

"Nothing to complicate the mood," is how Mario describes the master en suite. Pendants hang low over a freestanding Bain Ultra tub with heated sides and massage jets. The grey, basket weave design on the walk-in shower floor is a delicate contrast to white and grey-flushed porcelain floor tiles.

Mario is quick to give credit where it's due. He admits that his "angels," contribute hugely to his success. "In addition to Samira and Cristina, my project coordinators, **Iryna Kukhar** and **Linda Nguyen** have developed terrific working relationships with our trades and suppliers. During the busiest stages of a build, I rely on their ability to keep projects moving." The team can look at the build from two viewpoints – practically and aesthetically – and, according to Mario, that's rare in construction management. *Continued on page 38*



In the lower-level home theatre, the three-dimensional wallpaper gives the illusion of movement, its geometrics appear to stand out from the wall, like marble columns in movie houses of the past. Mario spent weeks sketching this room, the last to be designed. The waterfall countertop is a masculine element, as is the stacked-beam ceiling, a labour-intensive project that required hours of carpentry. Subtle theatre lighting is built into baseboards. Despite the high-tech nature

of the equipment, there's not a wire to be seen. "This room is my baby," Mario smiles.

Speaking of babies, Mario and Samira recently welcomed their third child, Oskar. In an earlier issue, we teased Mario for tending a truckload of cement while Samira was going into labour. Not this time. He spent three days sleeping at the hospital. It's all about the details and he wasn't going to miss a single one in the birth of his third child, another angel in Mario's lucky life. **OH**

ABOVE: Nothing is forgotten in the spectacular lower-level theatre room. **BELOW, LEFT:** A bar area in the theatre room keeps everything close at hand. **MIDDLE:** Unlike traditional wine cellars, this hip, contemporary space is light and bright. **RIGHT:** A bar area in the lower level recreation room is centrally located for easy entertaining.



Stain that Enhances and Protects



Paint Like No Other[®]

Enduring beauty. ARBORCOAT[®] preserves decking, fencing, and siding in a range of opacities and colours.



Stop by or call.
We're here to help!

Erin Mills Paint & Decor Centre 5636 Glen Erin Drive Unit 5, Mississauga 905.858.1708



Ontario Custom Made
 Solid Wood Furniture

HEARTY FURNITURE

Specializing in custom designs, builds, and finishes



Bookcase



Vanity




Wall Unit

905.569.7088 • www.heartyfurniture.com • 2575 Dundas St. W., Mississauga

Mon-Fri 11-7 • Saturday - Improve Canada Vaughan Showroom Only • Sunday by Appointment • We Welcome After Hour Appointments



Buffet



Fall in love with your home all over again!

Brand Name Window Fashions for LESS!

- Custom Drapery
- California Shutters
- Blinds ▸ Shades
- Motorization Specialists
- Custom Headboards
- Drapery Hardware
- Wallpaper

OAKVILLE
 1200 Speers Rd
 905-827-8555

TORONTO
 900 Caledonia Rd
 416-787-8555

www.shadesofhome.ca

SHADES of HOME
 Creating Beautiful Window Treatments

In-Store and Shop-at-Home

Save
 50% on Elite
 Highlight
 Shades
 Sale Ends Aug. 31st

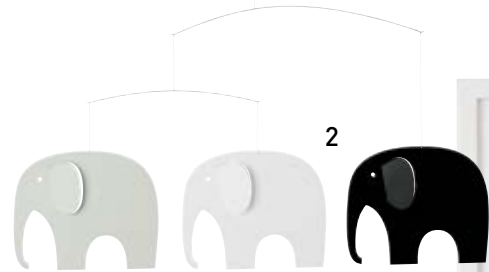
Marie Iannace - Owner
 Custom Drapery &
 Interior Decor Specialist



focus



1



2




3

the NURSERY

Few rooms in the home are more fun to decorate than a baby's room. We've gathered items in three different styles to inspire when decorating for that little bundle of joy.

GRAPHIC

Babies love high-contrast, bold patterns because that's what they see best. Incorporating geometric patterns in a black and white palette in the baby's nursery can help stimulate their development.



4



6



8



5

7



11



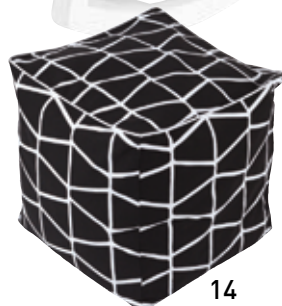
9



10



13



14

- 1. DAVID TRUBRIDGE: Snowflake Hanging Light Fixture in Black
- 2. FLENSTED MOBILES: Elephant Party in Black and White
- 3. THE ANIMAL PRINT SHOP: Baby Zebra Little Darling Photographic Art Print
- 4. ROCKY MOUNTAIN DECALS: Mini Mountains Wall Decals in Black
- 5. WEE GALLERY: Woodland Canvas Growth Chart
- 6. THE LAND OF NOD: Deer Table Lamp
- 7. UBBI: Diaper Pail in Black with White Triangles
- 8. SWEET KYLA: Midnight Soft Nursery Basket in Vine With Stripe
- 9. OLLI + LIME: Weave Blanket in Grey & Deer Crib Sheet
- 10. JAIPUR LIVING: Gramercy Scatter Dot Rug in Black
- 11. MONTE DESIGN: Joya Rocker in Black Bonded Leather with White Base
- 12. BABYLETTO: Hudson Crib
- 13. WEE GALLERY: Woodland Creatures Nesting Dolls
- 14. SURYA: Somerset Pouf in Black

Continued on page 44

TRENDS

Wood Finishing Inc.

1 - 2050 Speers Rd., Oakville, ON L6L 2X8



416.844.0948

trendswoodfinishing.com

trendswoodfinishing@rogers.com

trendswf@gmail.com

OAKVILLE • BURLINGTON • MISSISSAUGA • MILTON • HAMILTON

Tell us a little about Trends Wood Finishing?

Trends Wood Finishing is a kitchen renovations and cabinet manufacturing company founded on family values, with an emphasis on consistency, craftsmanship and customer service. Our founder, Luis Lara, a certified industrial wood-finisher with over 15 years of experience in the field, believes customer service and quality employees define a successful business. We pride ourselves in bringing over 25 years of woodworking and finishing experience under one roof, to offer our customers the highest craftsmanship and services possible.

What kinds of services does Trends offer?

Trends Wood Finishing offers our clients: kitchen refinishing and refacing, overall kitchen renovations, cabinet manufacturing, bathroom vanities, entertainment units, and custom units for the home or office. We strive to offer beautiful, affordable and durable options to our customers, throughout Oakville, Burlington, Mississauga and Milton.

What should clients consider when starting a project?

We like to tell our clients that homework is key. It is not always about the cheaper quote or fastest turn-around, transparency is very important in this industry, so ask questions! Work with a company that not only meets your budget needs and offers excellent service, but whom you feel comfortable with. Great companies don't just want your business, they want to make sure you are satisfied with your end-product.

What's currently trending?

The current biggest trend in the industry is cabinet refacing. It is a budget-friendly solution that adds the same level of beauty, freshness and value to a kitchen as if you were starting from scratch, at a fraction of the cost and turnaround time required to do a full kitchen renovation.

10th Anniversary Sale Celebration!

*Ends Aug. 31st, 2017



DESIGN • CUSTOM CABINETRY • REFINISHING • REFACING • COUNTERTOPS

focus

SERENE

If you're partial to a soft, natural look for your home, create a nursery in a neutral palette. Give baby a soothing place to rest using soft textures and subtle hues, along with natural materials like wool and wood.

- 1. ARTERIORS: Jarrod Small Pendant in Whitewashed Wood
- 2. THE ANIMAL PRINT SHOP: Lamb Little Darling Photographic Art Prints
- 3. ARTERIORS: Jesup Stool
- 4. PETIT PEHR: Little Lamb Mobile
- 5. JAIPUR LIVING: Playful Safari Jumble Rug in Whitecap Grey
- 6. RENWIL: Chelsea Lamp
- 7. ROWE FURNITURE: Norah Swivel Glider
- 8. STOKKE: Knitted Blanket in Classic White
- 9. LIVING TEXTILES: Tan Herring Fitted Crib Sheet
- 10. DAVINCI: Jenny Lind Crib in White
- 11. POTTERY BARN KIDS: Metallic Woven Wool Storage
- 12. JAIPUR LIVING: Westport Montana Stool in Pumice Stone
- 13. PETIT PEHR: Little Lamb Pint Storage



ROMANTIC

Are you a lover of fairytales? Give your little prince or princess a nursery fit for royalty, with a soft palette and a touch of shimmer. Babies love looking at sparkly, shiny things that create fun patterns on surfaces when the light hits them just so.

- 1. HINKLEY LIGHTING: Eve Chandelier in Champagne Gold
- 2. RH BABY & CHILD: Feathered Heart in Gold
- 3. POTTERY BARN KIDS: Emily & Meritt Star Ceiling Mobile
- 4. RH BABY & CHILD: Gilt Demilune Canopy Bed Crown
- 5. POTTERY BARN KIDS: Emily & Meritt Bunny Complete Lamp
- 6. SURYA: Gaylor Stool in White
- 7. ROCKY MOUNTAIN DECALS: Dots Wall Decals in Gold
- 8. NURSERY WORKS: Empire Rocker in Oatmeal with Dark Legs
- 9. ADEN + ANAIS: Classic Crib Sheet in Metallic Gold
- 10. RH BABY & CHILD: Washed Appliqued Fleur Nursery Bedding in Petal
- 11. FRANKLIN & BEN: Everly Crib in Distressed White
- 12. SAFAVIEH: Cambridge Rug in Light Pink & Ivory
- 13. PETIT PEHR: Gold Foil Speck Bin & Blush Pom Pom Pint
- 14. STUDIO 773: Yolo Ivory Pouf



GLEN ABBEY CONTRACTORS LTD.

416.904.6774
506 Pleasant View Court, Oakville, ON



Design • Build • Renovate

Our philosophy is a simple one; produce detailed excellence and deliver it in the most respectful manner. We manage the entire project, from the design, budget and implementation, coordinating every sub trade until project completion. When you partner with Glen Abbey Contractors, you receive impeccable attention to detail and premium service to turn your dreams into reality.



david@glenabbeycontractors.com | www.glenabbeycontractors.com



LEATHER LOVE

PHOTOGRAPHY JASON HARTOG

THE PLACE: Stylish and durable, leather furniture offers beauty and comfort that only improves with age. **Rawhide**, a custom leather and upholstery furniture manufacturer, uses quality top-and full-grain leathers sourced from premium tanneries around the world. The company stands behind their product with a lifetime warranty on hardwood frames, coils and metal springs. Choose from dozens of styles and customize the colour, size and foam density for the perfect piece.

THE SHOWROOM: The Mississauga showroom serves as inspiration for those looking to find the right piece for their space. Owner Rick McIntosh passionately educates customers on the difference between top-grain, full-hide leather and the cheaper alternatives. Manufactured in their own local facility, a custom piece of furniture is unique, affordable and built to stand the test of time.



Owner Rick McIntosh

FAVOURITES: The Cowboy sofa is a popular seller. Rich brown leather, rolled arms and nail-head trim work perfectly in any office, living room or den. Sink into comfort with the more contemporary stylings of The Lancer sofa.

THE DIFFERENCE: Rick loves to work with customers who come in with their own ideas. He also loves surprising them with the inexpensive price tag – often at half the price of other custom furniture stores. His favourite pieces have come from working with couples who vary dramatically in height – creating furniture that is comfortable for both. He’s even helped couples who wanted their “spots” on the sofa to differ in firmness. Anything is possible at Rawhide.



WHAT’S UNIQUE: Tight doorways, narrow hallways and hard-to-reach basements are no problem for Rawhide. Modular designs allow custom sectionals to fit any space, down to the inch. A variety of finishes, like stitching and nail-head trim, create a truly unique, finished piece.

WHERE: 2575 Dundas St. W., Mississauga
905.569.9898 | rawhideinternational.com OH




cooking at home

two-way STREET-STYLE CORN

RECIPE AND PHOTOGRAPHY **JENELLE MCCULLOCH**

This recipe is a party favourite. Inspired by Elotes – Mexican street food – we’ve finished it two ways, spicy or Italian. This fun classic starts with sweet grilled corn on the cob and homemade mayonnaise.



online Get more recipes at ourhomes.ca/mag/cook

INGREDIENTS (Makes 6)

6 ears of corn, husked
oil for grilling

BASIC MAYONNAISE

1 ½ cups canola oil
2 egg yolks
2 Tbsp cold water
2 Tbsp lemon juice
1 tsp Dijon mustard
½ tsp salt

ITALIAN CORN GARLIC AND HERB MAYO

1 clove garlic, minced
1 tsp parsley finely chopped
1 tsp oregano, finely chopped
chopped parsley, for garnish
grated parmesan, for garnish

SPICY CORN SRIRACHA LIME MAYO

2 tsp sriracha sauce
1 tsp lime juice
chopped cilantro, for garnish

DIRECTIONS

- Preheat grill to a medium-high heat and brush with vegetable oil. Grill corn 7 to 10 minutes, rotating until each cob begins to brown.
- In a food processor or blender, add egg yolks, cold water, lemon juice, Dijon mustard and salt. Pulse to combine. With the mixer running slowly, drizzle in canola oil. The mayonnaise will begin to emulsify, become lighter in colour and then opaque. Remove and divide in two.
- For Italian street corn, add garlic and herbs to half of the mayonnaise, blend well. Spread generously onto three cobs of grilled corn and then sprinkle with grated parmesan and garnish with chopped parsley.
- For spicy corn, add sriracha sauce and lime juice to the other half of the mayonnaise, blend well. Drizzle over three cobs of grilled corn and garnish with chopped cilantro. **OH**

Natural Luxury Homes

Aaron J. Miller
OWNER, HUMMINGBIRDHILL HOMES



“We build exceptional homes for those who realize it’s the people you choose to surround yourself with who make the difference.”

Award winning builder HummingbirdHill Homes + Construction, in partnership with leading local architects, form a high performance team to help you design and build truly influential & healthy homes that facilitate and inspire the exceptional.



HummingbirdHill
HOMES + CONSTRUCTION

FEATURED ON: **HOUSE&HOME** **HGTV**

hummingbirdhillhomes.com



ARCHITECTURAL DESIGN CUSTOM HOMES RENOVATIONS INTERIOR DESIGN

davidsmalldesigns.com | 905.271.9100
Best of houzz 2017

DAVID
SMALL
DESIGNS



STORY CAELI MAZARA
PHOTOGRAPHY JASON HARTOG

FINE LIVING

When Tony and Elsie set out to build a home for their family of four, the space they envisioned was one that would fit the pace of their lives. With two kids, Isabella, 12, and Sebastian, 14, they needed a space that would accommodate their comings-and-goings, cooking, gathering and living. They have built a home that does just that.

They called on **The Gatti Group** to help bring their vision to life. “It was a two-year design,” says Tony. “I did the initial designs myself. We really knew what we wanted, and that’s why it took a while. We were very organized. I knew the flooring I wanted, the ceilings and the kitchen colours.”

Tony and Elsie worked with **Celia Alida Rutte** of **Design for Conscious Living** to bring their vision to life and create a cohesive space.

“They were very easy to work with,” says Celia. “Elsie and Tony gave me their ideas and they trusted me with my suggestions.”

The 2,750 sq. ft. home was built from the ground up. The initial hope of building a bungalow ended up being impossible on their chosen lot, so Tony and Elsie opted for a bungalow. The ground floor encompasses a master bedroom with en suite, a living room, a kitchen and a great room, while the upstairs contains the kids’ bedrooms and en suites.

“There were three things we had to keep in mind when we designed this house,” says Tony. First, the couple wanted to incorporate their existing dining room set, a beautiful, dark wood table and chairs and matching buffet passed down to Elsie through her family. *Continued on page 55*



A treasured dining set was given an update with fresh fabric.
OPPOSITE: A pretty entryway sets the tone for the rest of the home.

Windows and a gabled ceiling flood the bright kitchen with light.



LEFT: A wood island surround and burnished gold lighting adds warmth to the kitchen. **BELOW:** A large butler's pantry connects the kitchen to the dining room. **BOTTOM:** Tucked away, the laundry room is a sunny place to complete chores.



The set has a classic feel, with its heavy structure and elegant curves. “They wanted a home that was transitional, but the dining set is obviously more traditional,” says Celia. In order to fit the set into the space, Celia suggested an upholstery change for the chairs to a lighter cream fabric.

“Sometimes clients will get really fixated on each individual piece, every paint colour, every fabric, every piece of furniture,” says Celia. “It becomes very difficult to pull everything together. Tony and Elsie let me guide them through that process, and they understood that at the end, it all has to come together.” Celia unified the dining space with the rest of the home by incorporating accents that flow

seamlessly from one room to the next.

“We worked the dining room into the colour scheme of the overall house,” says Celia. “The grey I used in the room gives it a bit more of a transitional feel. Playing with the art on the walls, the drapery, the area rug, and toning everything down a bit helped to blend the dining room furniture into the overall feel of the house.”

The home boasts a neutral palette throughout, except in the kids’ rooms, where colour makes a bold appearance. Brightly painted ceilings – teal for Isabella and dark blue for Sebastian – decorative accents and custom carpet tiles from Flor complete the fun yet functional spaces. *Continued on page 57*



The stacked walnut fireplace surround and crisp, white built-in cabinetry is a focal point in the family room. **RIGHT:** The kitchen and family room open to the above loft.



Tony and Elsie's second must-have in their home's design was creating a place for Elsie's Portuguese cabbage-leaf pottery, also a family heirloom. The pieces are artfully displayed within the glass cabinets in the kitchen.

The custom-built cabinetry in the kitchen and great room feels high even in a space with 26-foot ceilings. "We're all a bit vertically challenged in this family," jokes Tony. A ladder attached to a rail runs throughout the kitchen to allow access to the upper cabinetry. Tony and Elsie worked with lighting expert Dino Chantziaras from DDM Lighting to install efficient lighting throughout the home. In the great room, where changing a lightbulb would prove especially difficult, Dino suggested high-efficiency bulbs. Though more expensive up front, these will likely never need to be replaced.

The kitchen also features an island with a hardwood and Caesarstone finish. "We eat at the counter," says Tony. "If there are more people, we go to the dining room. We're very relaxed. It's a custom home. It's our pride and joy, but we don't baby it. We use it. That was the intent."

Grey kitchen tiles break up the engineered hardwood of the rest of the house and hanging pendants above the island from [Watts Current](#) complete the space.

The kitchen opens to the great room where a soaring fireplace with an intricate, stacked walnut surround takes centre stage. Custom sofas in luxe Silva fabric soften the space. Built-in shelves in a fresh white are the perfect backdrop to display a treasured, glazed roof tile from Portugal. *Continued on page 60*

feature



LEFT: The master en suite exudes relaxed simplicity. **RIGHT:** The wood tones in the rest of the home repeat in the vanity. **BELOW LEFT:** Pretty purple adds colour to the tranquil tones in the master retreat. **BELOW:** Wallpaper and floral fabric adds texture.



ST. JACOBS
Home
 furniture
 — AND APPLIANCES —

Bring The Indoors Out...
Patio Season
 is Right Around the Corner



WE DELIVER
 To Milton, Oakville,
 and Burlington

homefurniture.ca

ST. JACOBS HOME FURNITURE
 1421 KING STREET NORTH
 DOWNTOWN ST. JACOBS
 (519) 664-3301

VISA MasterCard aeroplan

Monday - Friday 8 to 6
 Sat 8 to 5 · Sun 12 to 5

Home Owners helping homeowners
 with Expert Advice

THEgattiGROUP
 CUSTOM BUILDERS • RENOVATORS

From Design to Execution... contact us for a consultation

UNIT 10, 160 CIDERMILL AVENUE, VAUGHAN
 905-566-9072
 INFO@THEGATTIGROUPCORP.COM
 WWW.THEGATTIGROUPCORP.COM

houzz 2017 SERVICE BILD

New Customer 5% Discount Code: **OHTOBM***
 *Conditions apply

ADJUSTABLE GLASS MOUNTING SYSTEMS

Duplex 2205 Ultra Marine Grade Stainless Steel
 Superior Strength & Superior Corrosion Resistance

Edge Mount

- 2 Models: Edge Mount & Top Mount (Satin Finish)
- Suitable for glass 12-17.52mm thick
- Allows glass to be easily adjusted up to 30mm backward or forward, resulting in a stronger, more reliable system
- All adjustments can be achieved from one side
- More than double the strength of 316 grade Stainless Steel
- Cost-efficient & Modern
- For our complete glass mounting line, visit our website or download our online brochure.

Top Mount (with cover plate)

euro ARCHITECTURAL COMPONENTS
 A DIVISION OF EURO ORNAMENTAL FORGINGS INC.

1.800.465.7143 • www.euroeac.com

TOP RIGHT: Bold blue livens up a teen boy's bedroom. **BOTTOM RIGHT:** Beautiful teal is a lovely transitional colour for a growing girl. **BELOW:** Fun artwork completes Sebastian's bedroom en suite.



"The dining room furniture, my wife's cabbage pottery and the roof tile," lists Tony. "Those three things were the inspiration. When Celia saw this tile, she said, 'That's what we're going to design the house around.'"

"I don't even remember how it happened," says Celia. "They showed me a whole bunch of pieces they had collected through their travels, and this roof tile came up, and there was a colour palette in there. I started to work with the colours in the tile, and it ended up working out."

Three of the biggest inspirations for this modern gem are old-world treasures, and they create an undeniable harmony between new and old, utilitarian and aesthetic in this beautiful example of contemporary living. **OH**



Budget Blinds
The Best in Custom Blinds and Window Coverings

Burlington
905-484-3372



Custom soft window treatments part of our Inspired Drapes™ collection from Budget Blinds®. Add a touch of sophisticated elegance in classic styles. Complete the look with our stunning drapery hardware collection and custom blinds, shades or shutters. **FREE In-home Consultation***

Your Style Consultant will explore styles and colors with you.	Our expert measuring ensures the perfect fit.	Professional installation means you don't have to lift a finger.	Best warranty in the industry.

WWW.BUDGETBLINDS.COM

*At participating Franchises Only. Inspired Drapes is a trademark of Budget Blinds Inc. and sold exclusively through Budget Blinds. Available through participating franchises only. Each franchise is independently owned and operated. ©2014 Budget Blinds, Inc. All rights reserved. Budget Blinds is a registered trademark of Budget Blinds, Inc. and a Home Franchise Concepts brand.

green living

SAVE YOUR ASH

STORY WALTER FRANCYK
PHOTOGRAPHY ONTARIO MINISTRY OF
NATURAL RESOURCES AND FORESTRY



Adult insects, up to 13.5 mm long (about a half-inch) emerge in June and July and lay 60 to 90 eggs in the bark of ash trees.

Although this tiny, beautiful insect looks like a shimmering green jewel, its effect on Ontario's forests is ugly.

THE EMERALD ASH BORER, an invasive Asian species first found in Detroit and Windsor 15 years ago, has killed millions of ash trees as it spreads across southern and central Ontario, into Quebec and 21 American states.

"This is coming up like a mushroom cloud from Windsor, it's going to take over all of North America," says Ray Foster, owner of Foster Lawn and Garden Ltd. in Minesing. He's been using an organic pesticide to wage war on the pernicious beetle.

And while some municipalities such as Oakville, Newmarket and Wasaga Beach have started treatment programs for ash trees, Foster insists more should be done to save the trees and habitat of squirrels, birds and other creatures in the forest canopy. "More people would try to save their trees if municipalities would help them with some sort of tax relief," he says.

Researchers suspect the emerald ash borer arrived in North America in wooden shipping pallets or crates from Asia. Adult insects, up to 13.5 mm long (about a half-inch) emerge in June and July and lay 60 to 90 eggs in the bark of ash trees.

When larvae hatch they bore into the tree and feed on the inner bark, the layer that transmits nutrients and water. They chew in a serpentine pattern that looks like cold cooked spaghetti. Once larvae encircle a tree with their tunnels beneath the bark, they cut off the supply of nutrients and the tree dies. The spreading infestation threatens to wipe out hundreds of thousands of shade trees that make urban living pleasant, as well as a valuable source of hardwood for cabinetry, furniture, tool handles and baseball bats.

Most people don't know their ash tree is infected until they look at their tree in the summer and notice it's not looking well. If more than 30 per cent of the tree crown has died, the tree cannot be saved, says Foster. "If the top of the tree is alive and I can affirm that, then I can save that tree," says Foster who treats about 1,200 trees a year.

Foster uses TreeAzin, an organic pesticide made from the neem tree, an evergreen native to India. Developed and manufactured by BioForest Technologies Ltd. of Sault Ste. Marie, the pesticide, a non-neonicotinoid that poses no risk to bees, interferes with development of ash borer eggs and larvae. Treatment involves drilling holes into the inner bark around the girth of an ash tree and inserting receivers for canisters that drip TreeAzin into the tree. "Within 24 hours, it's in the leaves," says Foster. Adult beetles that eat the leaves will be infected as will any larvae tunnelling inside the bark.

Foster repeats TreeAzin applications eight times over a 12-year period. "The bigger the tree, the more the cost," says Foster. For his most expensive "patient" each application costs \$550. For the least expensive, a nine-centimetre ash, it costs \$50 per treatment.

Gardening expert Marc Cullen estimates that cutting and replacing a mature ash tree will cost about the same as the treatment. While treatment may seem expensive, at least one municipality has found that it's cheaper to treat trees than to cut them down and replace them, Foster says.

The Canadian government's attempt to check the spread of the ash borer by imposing restrictions on the movement of firewood and wood products has had limited effect. The insect has spread to Sault Ste. Marie, east into Ottawa and Quebec, and last year an isolated infestation was confirmed in Thunder Bay. Central Ontario, says Foster, is currently at peak infestation.

The Canadian Forest Service has joined the fray by releasing an ash borer predator. Last year, the service released parasitic wasps, imported from China where the ash borer is native, in an attempt to control the bug in 12 southern Ontario locations, including London, Newmarket and Ottawa. This year, researchers plan to release more than 10,000 wasps. These wasps insert their eggs into the ash borer larvae and the wasp larvae devour the beetle larvae. Dr. Krista Ryall, a forest service research scientist, estimates this method could take decades to control the Asian pest.

While Foster has reservations about introducing another non-native predator to hunt an invasive species, he welcomes the fresh troops. "In a decade those wasps will breed and multiply enough to go after the ash borer naturally, like they do in China. So we don't have to treat with TreeAzin forever. This is only a temporary measure while reinforcements come in." **OH**

The preservation of trees improves not only our quality of life, but also the lives of generations to come.
Preserve trees - Improve life.



we love beautiful, healthy trees.

arborwood
TREE SERVICE INC.

CERTIFIED ARBORISTS
MEMBER ISA CERTIFIED ARBORIST ISA

arborwood.ca
1.888.721.8882 | 905.681.9933

pruning | tree & shrub fertilization | organic plant health care |
dynamic support systems | insect & disease monitoring & treatment |
hazardous limb & tree removal | arborist reports for pre & post construction |



GENUINE BRAND

RAWHIDE

QUALITY LEATHER FURNITURE

**CUSTOM LEATHER & FABRIC FURNITURE
SECTIONALS & SOFAS
MADE TO FIT EVERY ROOM**





CUSTOM MADE IN CANADA

Mississauga Home and Design Centre • 2575 Dundas St. W., Mississauga • 905.569.9898 • www.rawhideint.com



THE PERILS OF SHORT-TERM RENTALS

STORY **MEHREEN SHAHID** | ILLUSTRATION **SHEILA BRITTON**

Looking to make an extra buck? Have a spare room? Listing it for short-term rental sounds like a good plan. But with government regulations finally catching up, here are some issues to watch out for when listing your dwelling for short-term rental.

WHAT'S THAT TOWN OR CITY BYLAW SAY?

Despite the rising popularity of services such as Flipkey, Airbnb and HomeAway, municipal laws in Canada have not kept pace. Many major cities, including Toronto, Vancouver, Hamilton and Edmonton have only recently started working on improving bylaws to factor in short-term rentals.

Toronto

In Toronto, the number of Airbnb rentals hit 9,460 in 2015, according to city council.

Right now, short-term rentals are not regulated by the city, and zoning bylaws currently do not cover the length of rental time. The hotel industry says companies like Airbnb get an unfair advantage because they don't pay taxes and other costs.

Short-term rentals in downtown condominiums have also raised concerns about noise and neighbourhood safety, triggering heated debate regarding short-term rentals in freehold residences.

Rules are coming. If city council approves new recommendations following months of study,

Torontonians will only be able to list short-term rentals for the property they live in. This will stop people from buying properties for the sole purpose of renting short-term. The study also recommends licensing companies like Airbnb, changing zoning bylaws to create a stand-alone short-term rental category and starting a registry listing anyone operating a short-term rental unit.

Vancouver

Documents posted on the City of Vancouver's website reveal the city's zoning regulations don't currently allow short-term rentals. Only licensed bed and breakfasts are allowed to rent for fewer than 30 days. Vancouver is also looking into changing the current set of rules around short-term rentals, says Jag Sandhu, a spokesman for the City of Vancouver.

Under the proposed changes, owners will be allowed to rent part or all of their principal residence on a nightly basis, if they have a business licence. For said licence, the owner will need to provide proof of ownership for the residence using a property title or a tenancy

agreement along with photo ID and a recent government or utility mail.

If these changes come into effect, people operating short-term rentals without a business licence will face fines and legal action.

Similar efforts around bylaws are being made in other major cities, including Hamilton, Kitchener and Edmonton.

Despite the lack of rules and regulations around short-term rentals, Lisa Sobchyshyn, communications advisor for the City of Edmonton's Department of Development and Urban Planning, says homeowners should consult with the city before listing their property online to check if a permit or licence is required.

ARE YOU SURE YOU'RE INSURED?

"The first thing I would tell anyone is – before you list your home with Airbnb – to check with your insurance company if you're even covered," says Anne-Marie Thomas, an insurance expert with Insurance Hotline. "Airbnb offers some coverage, but they're very clear it isn't insurance."

Check with the insurance company to see if they even permit such coverage through their policy, she suggests. Most home-insurance policies are for personal use and may not be intended for commercial ventures, such as short-term rentals.

Cancellation of a policy in such a case could create a world of trouble due to non-disclosure and misrepresentation, says Thomas, making it a red flag on the homeowner's record.

Aviva Insurance recently announced coverage for home-sharing projects that can either be tacked on to an existing plan or be purchased as stand-alone packages for a rental property.

BE A MINDFUL LANDLORD

One Toronto Airbnb landlord recommends a thorough interview of guests before renting out a property. She usually avoids large groups of friends in their 20s. And for bigger groups, she requests names and email addresses for all guests be added to the listing. She then sends out an email with house rules and a warning of an extra nuisance charge of \$250 if the guests don't comply with her rules.

Moreover, she looks for positive guest reviews online, and if those don't exist, she asks additional questions, such as the purpose of the visit to the city, the composition of the group and their ages.

"If I have a sense someone is hiding something, I plan to greet them all at the house and give a personal tour," she adds. "There are ways to screen guests and you develop little tricks that you learn as you go." **OH**

TRADE IN THE CITY FOR THE GOLF COURSE & BEACHES

Condo bungalow townhomes starting from \$329,000

NOW SELLING PHASE 1 RESERVE NOW!

Coming Soon Single-family custom homes



WESTLINKS WESTLINKS.CA



Susan Terry
Broker, SRES
519.353.8211
susanterry@bmts.com

Kate Cammidge-Irwin
Sales Representative, B.Comm, ABR
519.386.4866
kate@realestatebykate.ca

Land Exchange Ltd. Brokerage,
Goderich St., Port Elgin
Each Office Independently
Owned & Operated

Find Westlinks
at the edge of
Port Elgin, Ontario
(2089 Bruce County
Road 17)



Watts Current Inc.

Enhance Your Indoor Spaces.



— Come See Our New Selection of Furniture & Home Accents —

CROWNING GLORY



PHOTOGRAPHY
JASON HARTOG

Inside and out, our local tastemakers bring you all the beauty and comfort of home.

RENATO SERPE, LUIS LARA, DAVID LARA & CHRISTINA FERREIRA

Trends Wood Finishing Inc.

Tell us about Trends Wood Finishing:

We bring over 25 years of woodworking and refinishing experience and offer kitchen cabinet refinishing and refacing, kitchen renovations, and wood cabinet manufacturing for kitchens, bathrooms and entertainment units. We strive to offer beautiful, affordable and durable options to our customers throughout Oakville, Burlington, Mississauga and Milton.

What should clients consider when starting a project?

Clients should do some homework and research potential contractors before making a commitment. You want to work with a company that meets your needs for cost and stays on budget, but also a company that you are comfortable with and provides a good overall service.

What's trending? Refacing kitchen cabinets has been a big trend in the kitchen cabinet industry. Refacing is budget-friendly, adds beauty and value and dramatically changes the look of a kitchen in half the time it usually takes to do a full kitchen renovation.



DAVID GIMZA

Glen Abbey Contractors Ltd.

Tell us about your business: Glen Abbey Contractors was established due to the need for professional contracting services in the Oakville, Burlington and Mississauga areas, with a focus on client interaction and follow-up. Because my initial background was in architecture and design and my father was also an architect, I've been involved in residential and commercial construction projects from a young age. It was a natural progression to own a construction company and as the firm's founder, I set the standard of excellence that continues to guide all Glen Abbey contracting practices today.

What should clients consider when starting a project? Clients should be aware of their budget and work toward realistic goals with a manageable timeframe. They should also ensure their contractor is fully licensed and insured.

What are you working on right now? I am extremely fortunate that I have many projects on the go. Due to the complexity and size of some projects, all have different start dates and this works to my advantage by allowing me to back fill with smaller renos in between.

Continued on page 68

**SUZETTE
JEFFERS-SMITH**
Jenso Upholstering Inc.

Specialty? We specialize in reupholstering, custom headboards, patio cushions, and also work in commercial spaces, like restaurants and offices.

What's unique at Jenso? We're a mom-and-pop shop. We're still around today because of our inviting atmosphere, customer service and craftsmanship. It's hard to receive that type of care when you are dealing with larger establishments. We want our clients to feel they can trust us with their home. A lot of our clients are return clients and word-of-mouth.

What's trending? Grey is still a popular palette in many client spaces. Grey is great, but in my opinion, every space needs colour. I pair greys with rich, dark blues, orange, yellow and red. Realistically, keeping up with trends takes time and energy. I encourage clients to choose what makes them happy. It's your house, make it a home!

Continued on page 70



599 Third Line | Oakville, Ontario | 905-827-4611 | www.oakvillekitchencentre.com

"Changing your house into a home"

Visit our Design & Decorating Showroom
Please call for an appointment



A FURNITURE BOUTIQUE

25-2861 Sherwood Heights Drive
Oakville ON L6J 7K1
info@parsonsinteriors.com
www.parsonsinteriors.com



FELICIA GIMZA

The Expert Touch Interiors

What does The Expert Touch offer? Our services range from space planning, colour consultations, custom furniture and window treatments to personal shopping at trades-only showrooms, room redesign and kitchen, bathroom and basement renovations. We pride ourselves on our unparalleled customer service and have won Best of Houzz and Best of Homestars for five years in a row based on our over 90 excellent reviews!

How do you approach each project? Each client is unique and each project is approached with a fresh eye. Getting to know my clients' likes and dislikes and understanding their lifestyle and what they're passionate about is an important first step to creating spaces that they will feel comfortable in and enjoy coming home to every day.

Every home should have...? First and foremost, every home should have great lighting. Other musts are mixed textures, memorable pieces brought back from travels abroad, at least one piece of original artwork and a special object or piece of furniture handed down from generations.

Continued on page 72



DOORWAY INC.

Quality Doors & Windows



Visit Our Showroom And Check Out Our Gallery To See Our Stained Fiberglass Doors!

4361 Harvester Rd, Burlington (Between Appleby Line and Walkers Line) 905-639-5122 www.doorwayinc.ca



CREATE YOUR: Dream Design

Shouldn't the material used for your outdoor living space make a statement?

Visit LimestoneCanada.com to get a FREE brochure

NATASHA LITTLE
Eden Tile-It

What's new in store? Patterns are huge! Hexagon and octagon-shaped tiles, patterned cement tiles, multi-toned and variegated hardwoods with wire-brushed or hand-scraped finishes and wool carpets with fun textures and patterns are all the rage. We purchased some exciting new inventory at Surfaces in Las Vegas this year, and customers are loving the lower price points on higher-end products because they are all stocked in-house.

What do you offer customers? We strive to offer the absolute best selection and customer service. If you can't find it here, you probably can't find it anywhere! Our sales staff come from all areas of the industry, from interior design to installation. We offer expertise in all areas.

What are you working on? We are working on some fun, exciting updates and improvements in our showroom to showcase the newest trends in floor and wall coverings. I've also taken on social media collaborations with exciting designers and bloggers, so stay tuned to our Instagram and Facebook accounts for interesting new projects! **OH**



PHOTO: VICTORIA JAMES



RECYCLED PATIO
A Division of Fine Oak Things




Summer is Coming...
Brighten Your Backyard With a New Patio Set.

Virtually Maintenance-Free Furniture! • Limited Lifetime Warranty!
31 Colour Combinations!

Visit us on-line:
www.RecycledPatio.com
Fine Oak Things Showroom:
43 Main Street South, Campbellville, Milton ON • 905.854.0649
(South of the 401 on Guelph Line)

C&G SOLID WOOD FURNITURE CO.



Local Quality Craftsmanship
Styles to Suit Every Room and Every Home.

434 Beaverdale Rd., Cambridge 40 Bruce St. S., Thornbury
519.658.2540 226.665.8000
cgsolidwoodfurniture.com

R
Rivercroft Interiors





Rivercroft is a remarkable old barn that sits on top of the hill on Lower Base Line Rd. Inside it is filled with unique items & treasures from all over the world that we want to share with you.

We specialize in custom wood products, interior design, home contracting, & much more. Bringing family & friends together by creating a space that makes people feel like they are home. We hope that you fall in love with all that Rivercroft has to offer.
Come and visit us today!

885 Lower Base Line Rd. W., Milton • 416.804.8738
www.rivercroft.ca

IHD IDEAL HOME DESIGN
STONE SELEX.com



Kitchens • Bathrooms • Basements
Remodelling
New Builds
Additions
Hardwood • Laminate • Carpet
Tiles & Stone
Granite & Quartz Counter Tops
Manufacture Stone Veneer

For product specifications, colour samples, professional design & installation services, please visit our showroom!

905.864.0808
6649 Regional Road 25, Milton, ON L9T 9G5
www.idealhomedesign.ca



A TRUE NORTH ROSE

STORY **PAT CROCKER**
PHOTOGRAPHY **VINELAND RESEARCH AND INNOVATION CENTRE**

There's a red and white party about to unfold across the country this year, and for homeowners, one surprise guest is a proud Canadian rose.

Known as Canadian Shield, this stunner is a made-in-Canada repeat bloomer, and a more fitting plant could not have been selected to help Canadians celebrate the 150th anniversary of Confederation.

Few flowers are as rich in lore and history as the rose, and few are as highly prized. As natives of the cooler parts of the northern hemisphere, wild or species roses were blooming on this continent long before Columbus was born. In fact, they are thought to have evolved as long ago as 60 million years in Central Asia before making their way to North America, Europe and China.

The Canadian Shield rose is Canadian-flag red in colour and like the country itself, it has a majestic beauty and yet it is deceptively hardy, welcoming freezing temperatures as well

as searing heat. Developed by the Vineland Research and Innovation Centre in partnership with the Canadian Nursery Landscape Association, the Canadian Shield rose is the first of Vineland's 49th Parallel Collection to be released. If you plant in May it will be ready for the big day this summer.

Even if you are not partial to roses, because of its low-maintenance, versatility, repeat-blooming characteristic, disease-resistant hardiness and over one-metre spread with full, red flowers and glossy green foliage, the Canadian Shield rose is a natural for Canadian homes, landscapes and gardens.

Visit 49throses.com/node/10 for a list of greenhouses, nurseries and garden stores that carry it.

GROWING ROSES

PLANTING

Roses require a minimum of six to eight hours of direct sunlight every day, so choose a sunny spot, preferably one with slight shade in afternoons.

Although hardy to -40° C, as do all roses, the Canadian Shield rose will benefit if protected from cold winds by a hedge. Because they require circulating air, do not plant roses under trees or near walls.

Dig a hole twice the size of the container and to a depth that is about twice the length of the plant from growth node (the swelling from which the stems grow) to the end of the roots.

Add enough moist compost, manure, or peat moss to the hole so that when planted, the growth node is 2.5 cm below the surface.

Remove the plant from the pot and spread the roots over the new material in the hole. Add soil back around the plant, making sure that the plant is upright and the hole is completely filled. Lightly tamp the soil around the stems.

Empty a bucket of water around the base of the plant.

MAINTENANCE

Mulch roses (do not let mulch touch the stems) to help hold moisture, add some nutrients, and prevent the growth of weeds.

In early spring, cut out thin, damaged or weak shoots then prune all stems by about half of their length.

Add fertilizer to the soil around roses in the spring and water thoroughly after adding. One more feeding of fertilizer may be added around mid-summer.

Water around the base of roses regularly during summer.

Snip dead flowers from rose bushes. **OH**



CORNERSTONE'S SUMMER SALE NOW ON CABINETS / SOFAS



CORNERSTONE Home

24 years
in business

*Quantities are limited **Quick delivery to most areas

Love being home.

Cornerstone's summer sale is now running! Container loads of new inventory are ready to be seen in our Toronto and Cambridge showrooms. We have the largest selection of cabinets, cupboards and sofas in Ontario; beautiful styles in many sizes that are perfect for your home, and more affordable than you expected.

TORONTO

2886 Dundas Street West T 416 767 8170

CAMBRIDGE

90 Main Street T 519 740 9991

cornerstonefurniture.ca

 /CornerstoneHome

 /CSHome



MODERN STYLE IN OLDE OAKVILLE

STORY **GINA MAKKAR**
PHOTOGRAPHY **JASON HARTOG**

As older residential neighbourhoods change, it's possible to respect an area's historical streetscape while opting to create something a little different. With thoughtful planning, modern marvels, like this new 2,800 sq. ft. contemporary beauty in Olde Oakville, are perfectly at home in their traditional surroundings. *Continued on page 79*



Passersby slow down to catch a glimpse of the glass enclosed staircase that lights up at night. **OPPOSITE:** Simply beautiful, the clean lines of the exterior are softened with a warm wood door, waterfall and plenty of garden beds.

The 19-foot island encompasses the entire kitchen space and serves as a multipurpose area. **RIGHT:** Custom artwork in the dining room draws on its surroundings, pulling the organic elements of the outdoors in.




Ali and Roman Rockliffe, owners of **Rock Cliff Custom Homes**, grew up in Southeast Oakville and love the area. “Olde Oakville is very charming and has great schools,” says Ali. “We wouldn’t live anywhere else.” They purchased an older home in 2008 with the intention of building a newer home in time. With a wide lot, mature trees and plenty of privacy, it was the perfect spot to lay down roots for their young family.

The husband-and-wife team operate their residential development and building company in the Oakville, Burlington and Mississauga areas. In addition to new builds, they also provide renovations and heritage home restoration services. “We feel that our combined strengths are our competitive advantage,” says Ali. “While Roman serves as the chief construction manager, I work as the operations manager for the company and lead our design focus.”

In fact, for their own home, Ali spent six months working on the design so that their family’s construction experience was smooth and seamless. The area’s strict bylaws on the size of the home proved to be a challenge, but **Gus Ricci** of **Gus Ricci Architect** masterfully created plans for a home that feels large despite its smaller footprint.

Continued on page 80




The home's modern architecture is nestled within an enclave of more traditional facades. The steel roof by **Roof Lines East Inc.**, dry stacked Owen Sound tiger-stripe stone, dark siding and large windows from Pella Windows and Doors nod to the home's more contemporary leanings. The addition of warm wood elements and landscaping by **ProScape Land Design & Construction** help the home blend within its natural surroundings.

The couple wanted an open plan and plenty of windows to enjoy unencumbered views of the mature trees on the property. Just inside the front door, a large-format porcelain tile feature wall is one of Ali's favourite features. "They are becoming quite popular, and now offer many qualities that before you could only get with natural stone. We are using the large-format porcelain in many of the homes we are building now."

A staircase with glass railings from **Amber Stairs & Railings Inc.** is a show-stopping feature that can be seen from the street, especially when lit up at night.

The open-concept space is ideal for a family that often entertains. At the back of the home, a large kitchen boasts a 19-foot island topped with Caesarstone and sleek, white, high-gloss and stained-oak cabinetry by Cameo Kitchens. Integrated appliances and simple white pendant lighting maintain the streamlined aesthetic. Floor-to-ceiling doors and windows offer panoramic views of the backyard, where an outdoor oasis awaits. In addition to a large space for the couple's three young children to run and play, an infinity pool and a cosy seating area lends the feeling of a vacation in the city. *Continued on page 82*



ABOVE: Warm wood tones blend effortlessly with crisp white elements. **TOP RIGHT:** Set against the windows, the integrated bar area is centrally located for enjoyment indoors or out. **RIGHT:** The dining room is positioned to enjoy sweeping views of the backyard. **OPPOSITE:** The tranquil backyard is a place for rest and refuge for the couple and their three young children.



home & builder




The kitchen opens into the dining area, where a spectacular floor-to-ceiling custom panel artwork by Alex Turco is a dramatic focal point. Unfinished, engineered, white oak floors connect the interior of the home to its natural surroundings. In the sunken family room, a 14-foot marble fireplace surround makes full use of the soaring ceiling height.

The contemporary feel is maintained in the upper level where clean lines, crisp white cabinetry and another spectacular watercolour art piece, also by Alex Turco, stands centre stage in the en suite. The children's bedrooms and master bedroom complete the upper level space. *Continued on page 84*

RIGHT: The sunken family room is kept light and bright. **BELOW:** Contemporary furnishings with clean lines allow the architectural elements of the home to shine. **BOTTOM RIGHT:** A sparkling backsplash adds a wow factor to the pretty powder room.



VISION ACCOMPLISHED
YOU DREAM IT. WE CREATE IT.



PROSCAPE
LAND DESIGN & CONSTRUCTION

905.842.0069

www.proscapelandscape.ca

Oakville | Burlington | Mississauga | Toronto
Celebrating 15 Years of Elegant Landscapes

f @proscape.land.design

landscapeontario.com

Green for Life!



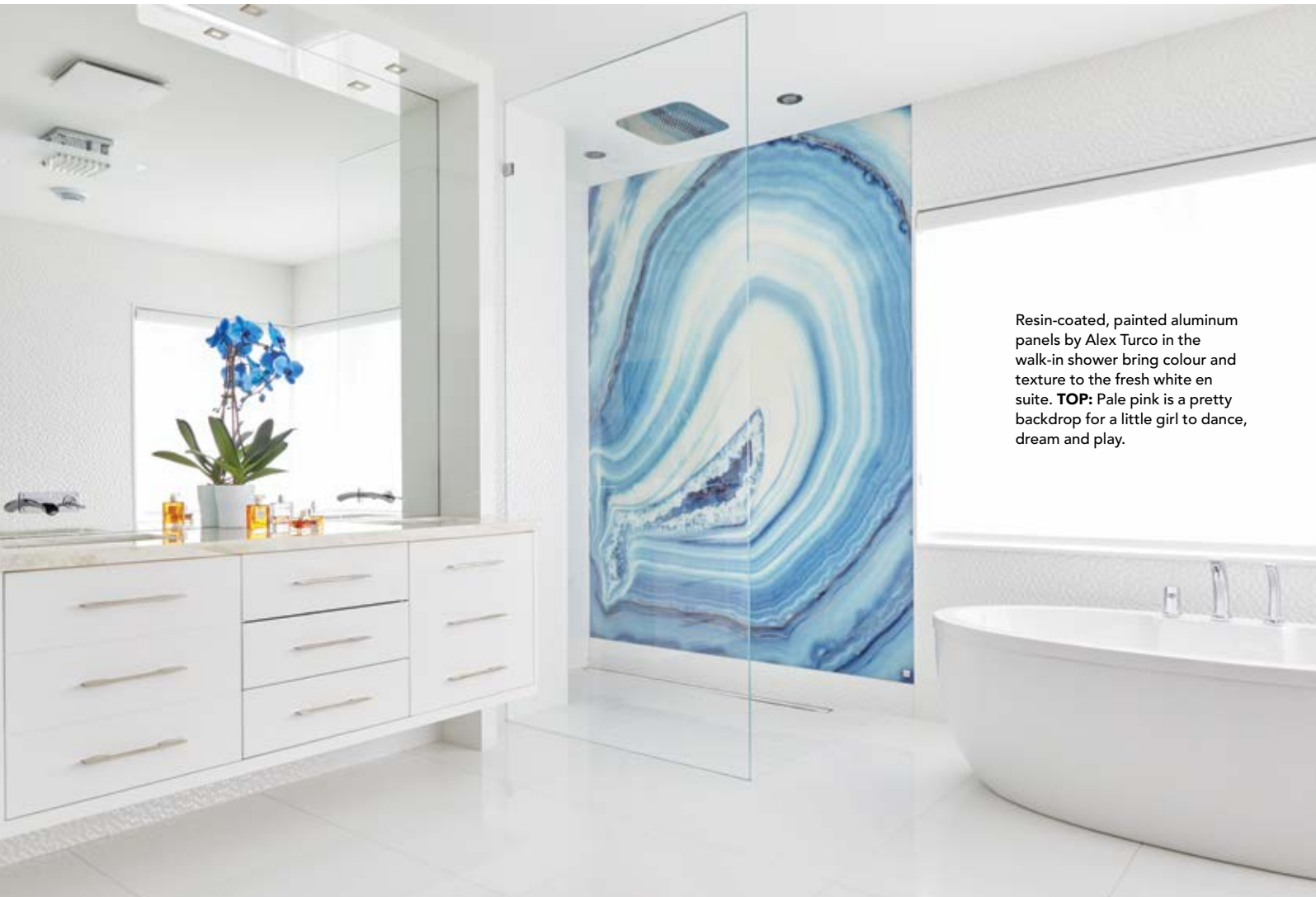
In building any custom home, including their own, the many decisions that need to be made can become overwhelming. "Our goal is to try to guide the customer through the decision-making process in an efficient manner well before the construction begins," says Ali. "We have a new design centre in downtown Oakville where we can assist our customers in making these design decisions. We also partner with great designers in the area to ensure our customer is perfectly matched to a design team."

The company has also recently invested in their own proprietary project-management software that caters to their process, an addition that provides fluid communication between their team and tradespeople.

The planning and attention to detail paid off when building their own home. Clean and uncluttered with a sense of openness thanks to the flowing design, it's unique and eye-catching but still exudes warmth and comfort for relaxed family living. **OH**



DREAM HOMES. CUSTOM BUILT.



Resin-coated, painted aluminum panels by Alex Turco in the walk-in shower bring colour and texture to the fresh white ensuite. **TOP:** Pale pink is a pretty backdrop for a little girl to dance, dream and play.



LOTS AVAILABLE
OAKVILLE. BURLINGTON. MISSISSAUGA
905.618.0007 | ROCKCLIFFHOMES.CA





Stainless-steel tiles define the cooking zone, while white subway tiles form the remainder of the backsplash.

MAKE A SPLASH IN YOUR KITCHEN

The backing behind your sink, stove or counters doesn't just protect your walls from splashes. **STORY SARA MARTIN**

The backsplash is an opportunity to add colour and texture to your kitchen design, without taking on a major renovation or breaking the bank. With so many design choices out there, you don't have to settle for the same old, same old. Look at metal, wood, tile, mirror, stone, wallpaper, glass or paint – the backsplash is an ideal place in your home to let your creativity shine.

The return of the "curb" backsplash is trending. This one is in honed soapstone.




PHOTO: COURTESY OF POLYCOR

1 GLASS
Glass tiles add a lovely reflective quality in the kitchen and come in a multitude of colours. Look for frosted glass, glass bricks and even a process that will transfer an image onto glass – imagine how that could personalize your kitchen. Mirrored glass is very useful in a smaller space, reflecting light and making the space look much bigger.

2 METAL
Metals such as stainless steel are also becoming more mainstream in the kitchen. A panel of buffed stainless steel behind your range has a very contemporary appearance. New and old corrugated metal roofing and old tin ceiling tiles can add texture and depth.

Glass, stone and metal tiles come in a multitude of styles, shapes and colours.



3 STONE
Beach pebbles, fieldstone, river rock, clay bricks and dry-stacked stone have a nice organic quality to them and can add a lot of texture to a backsplash. *Continued on page 88*



LOFTDOORS.COM
BARN STYLE DOORS • SLIDING HARDWARE • FURNITURE
1110 HERITAGE RD., BURLINGTON | 905-407-LOFT

Amber
STAIRS & RAILINGS INC.
1.800.263.5684 amberstairs.ca

First impressions are lasting ones. Make your statement with an Amber stair system!



SPECIALISTS IN CUSTOMIZED ARCHITECTURE INCLUDING HOMES, COTTAGES, COUNTRY RESIDENCES AND CLUB HOUSES

GUS RICCI
ARCHITECT




905 842 9191
64 Rebecca Street, Oakville, ON
info@gusricciarchitect.com | www.gusricciarchitect.com



design ideas



4 WOOD
Another natural product is wood, and again you're only limited by your imagination. Hang barn board vertically or horizontally. Try wide pine boards or maybe walnut or bamboo. Tongue-in-groove boards or beadboards are another option.



Bead board, barnboard or even driftwood can add texture and create interest.



5 TILE
Classic tile has seen an expansion of choices: porcelain, marble, stone, ceramic and quartz. When using tile, the next decision is how will it be laid: straight, diagonal, checkerboard, chevron, herringbone and brickwork patterns are some choices, or perhaps you have a different pattern in mind.




Inject a jolt of personality with a bold, graphic wallpaper pattern. A protective layer of glass makes cleanup a snap.



6 PAINT & WALLPAPER
In paint and wallpaper, the colours and designs are endless. Once a wallpaper is covered with glass it becomes an easy-to-clean feature. Many paint suppliers offer tough finishes, so with a quick wipe, your backsplash looks brand new, year after year. Don't forget chalkboard paint, it will give your family a chance to create a unique and ever-changing canvas.

When you see something you like, use your imagination, and don't be restricted by suppliers' pictures. Make a splash in your kitchen and let your personality shine. **OH**

Locally Made Custom Kitchens



Explore Your Options

905-637-3331 | CandM.ca

Free Design Consultation and Estimates

COXSON - MCINNIS
KITCHENS • CABINETS • MILLWORK

INFORMATION & DESIGN CENTRE: 3480 FAIRVIEW ST., BURLINGTON

PLANNING A POOCH-FRIENDLY paradise

STORY AND PHOTOGRAPHY
MELANIE REKOLA

Just because you want a safe play sanctuary for man's best friend to frolic in doesn't mean you have to sacrifice your backyard dreams. A mutually fulfilling retreat lies in wait! Follow these tips and you'll be on your way to creating an outdoor haven that keeps both you and your hound comfortable and content.

The Gardens

Woody plants are a dog owners' best ally. Many are tough enough to stand a bit of bashing with structures substantial enough to deter even the liveliest of canines. Trees in particular have great importance as they perform double duty by also creating the necessary shade crucial for pets. If you have a male dog, evergreens must be protected, as dog urine is especially destructive to these plants. This can be accomplished by simply placing deciduous plants at their base. Otherwise your evergreens may end up with brown patches or die altogether. Pick thorn-free vegetation whenever possible, buy large and plant densely. To guard softer vegetation from being trod upon, areas containing delicate plant life should be elevated and retained. Potted plant materials are usually safe, so long as the containers are large and heavy enough to stand alone or be grouped together for added protection. If your pooch is a plant eater, be very cautious of the plants you grow. Contact your local SPCA for a full list of toxic plants to protect against accidental poisoning.

The Lawn

No question, dogs are hard on lawns. By selecting tough perennial rye grasses and fescues, your turf will have the best chance of survival. To protect against those ugly yellow patches of lawn-burn, hose down the spot after your canine urinates within eight hours of contact. You can also teach your pal to use a designated toilet zone by placing their feces in the desired location. Praise wildly when they use this space as was intended. Pets are like children – positive reinforcement outranks corrective disciplinary measures.

The Digging

Digging canines can be extremely destructive to a landscape. If your dog is a natural excavator, you must first figure out the reason behind the behaviour.

- For the random earth-mover, create a three-foot-square designated dig zone made of sand and hide special treats at varying depths within it to encourage use.
- Digging along fence lines could mean separation anxiety. Provide a cosy dog house to soothe an anxious mind. Keep an escape artist from tunneling under the fence by installing an underground barrier of chicken wire with rounded river stone on the surface to protect tender paw pads.
- If your mongrel likes to dig holes and lay in them, overheating is likely the cause. Be sure to provide enough shady spots and ample drinking water.

The Paths

Provide designated footpaths to give your pet much needed exercise and energy release while protecting other areas. Firstly, assess your yard for the trod-down paths your dog is already using, as your dog will always use the path of least resistance. If an undesired path arises, place a grouping of hardy shrubs or trees in its midst to redirect the route. When planning a perimeter garden, leave a two- to three-foot gap between the plant life and all fence lines. The reason for this? Dogs need to perform their perceived job of patrolling the boundary to keep out intruders. Even more so if there is another dog living in an adjacent yard.



The Pool

You need not martyr your swimming-pool daydreams just because you have four-legged friends. Pools are no problem for pets so long as you take a few precautions. Most importantly, you must have walk-in pool steps so that if your pooch (or other wildlife) accidentally falls in, they can exit safely. A winter safety cover is also a wise choice. If you plan on letting your dog swim, it's important to rinse with fresh water afterwards to prevent tender skin from drying out. Be diligent in providing fresh water at all times so your pet is not tempted to drink the pool water.

The Maintenance

A chemical-free method of upkeep is always the safest choice for landscapes used by pets and people. Many natural products exist on the market today from paw-friendly salt alternatives to melt ice, to beneficial nematodes to eradicate lawn grubs. These modern-day products make the use of chemicals largely unnecessary and help protect furry friends, wildlife and people from unnecessary toxic exposure. **OH**

Eden Tile-It

CARPET | TILE | HARDWOOD



4060 Fairview Street
Burlington
905.632.8066

3727 Hwy # 6
Mount Hope
905.679.5669

www.tileit.ca

Since 1982

Reelservices.ca
PROFESSIONAL. EXPERIENCED. RELIABLE.

HomeStars
BBB
LICENCE NUMBER: 7007667

Specializing in Residential Electrical Services, Maintenance, Repair, Alterations, Home Automation & All Types of Wiring for the Entire Home

Our team consists of trained, qualified & licensed trades persons & sub trades to assist and complete construction & renovation projects. We are fully insured, our staff have police checks & comply with all workplace safety regulations. We value the unique relationship between home owner & their home.

416.579.9577
information@reelservices.ca | www.reelservices.ca

SOLD BY STYLE
HOME STAGING & DESIGN

Let Us Stage Your Home!

Home Staging • Vacant Properties • Furniture & Accessories Rentals
Interior Decorating • Colour Consultation • Investor Property Showcasing

647.274.6415
info@soldbystyle.ca | www.soldbystyle.ca


Invest in Quality!
Not in Mass Production

UPDATE YOUR PATIO CUSHIONS WITH OUR LARGE SELECTION OF OUTDOOR FABRICS!

Reupholstering • Headboards • Refinishing
Designer Fabrics • Throw Pillows

JU
JENSO UPHOLSTERING
BRINGING HOME VALUE

242 Kerr St., Oakville, ON
P: 905.842.2778 F: 905.842.4617
njeffers@jensoupholstery.com
www.jensoupholstery.com



HYM
HYM (his, hers, yours and mine) is a decorative pillow brand with a purpose of spreading a message of unity through lifestyle products open to all.

From start to finish, each pillow is lovingly created with care and attention to detail. It begins at the design studio in Toronto and ends with finishing and quality control overseas.

The brand was created by Toronto-born designer Christina Di Pede, who was looking for a way to express her love for accessory design through something meaningful. Through this desire she created HYM, a lifestyle brand for the inspired individual.

The creation process uses a combination of machine and hand embroidery. The colourful mosaic logo symbolizes different people and ideas coming together in unity, and the hand-stitched version takes artisans 22 hours and 31 colours to create.

The highly specialized, 9-colour machine embroidery method uses silk and metal-coated threads, on thick weave 100% cotton canvas, giving the pillows a polished look and allowing them to mix well with a variety of materials.

See HYMonline.com for full list of retailers. Sold at: Joshua Creek Trading, 1029 Speers Rd, Oakville In House Etc, 481 John St, Burlington Kennedy Galleries, 86 Queen Elizabeth Blvd, Etobicoke For wholesale inquires contact: Christina Di Pede 647.297.1117 | HYMonline.com unity@hymonline.com (Please see ad on pg 93)



GREENSVILLE SOAPSTONE COMPANY

People who choose soapstone countertops and sinks for their home, fall in love with soapstone. Soapstone has a unique soft texture similar to touching a dry bar of soap. Its natural honed finish gives this stone a timeless elegance and beauty unlike any other.

Soapstone is very forgiving and requires minimal maintenance. It is the only natural non-porous stone making it completely resistant to stains and bacteria. It does not require chemical sealers and is heat resistant. Scratches are easily removed with a light sanding and a touch of mineral oil. Unlike other stone, Soapstone will not show finger prints!

Soapstone comes in shades of greys, greens and blacks with various amounts of veining. If left alone, the stone will darken naturally. For those who prefer a consistent dark surface, mineral oil can be applied periodically to accelerate the darkening process.

Greenville Soapstone works exclusively with soapstone and offers the highest quality and largest soapstone slab inventory. Our craftsmen are experts in soapstone including the unique and custom design, fabrication and installation process which differs from other stones. We have locations in Burlington and Port Hope and ship across Canada. Call 1.888.95.STONE or email sales@greenvillesoapstone.com to book an appointment. greenvillesoapstone.com (Please see ad on pg 29)



GAUTIER

The **Gautier** brand is an ambassador for French elegance. It symbolizes a lifestyle and stands for the manufacture of top-quality products. Gautier earned its reputation as a manufacturer of children's furniture, a sector in which quality and safety are paramount, and compromise is unthinkable.

Today, the company offers furniture for every room in your house: living room, dining room, adults' bedroom, kids' room, walk-in closets, storage units and much more. Gautier makes life that little bit easier by offering simple, contemporary furniture that combines warmth, harmony, pleasure and comfort!

In downtown Toronto since 2012, Gautier established its only location in North America. More than salespeople, the Toronto team of designers have excellent product knowledge. We offer many advantages, from complimentary in-house consultation to 3D rendering, space planning and interior design tips. We can help you plan all your projects. From blending any Gautier furniture piece into your home or apartment, to creating a solution adapted for your space and your budget. We provide genuine piece of advice as much as impeccable customer service!

For more information contact us at: 416.777.9494 info@gautier.ca | gautier.ca (Please see ad on pg 15)



RIORDON DESIGN

Riordon is a multi-disciplinary design boutique specializing in corporate brand and communications. Our expertise spans a range of creative services for both print and online media and has been featured to date in over 100 publications internationally – profiling a range of projects from brand identities and application, annual reports, corporate brochures, websites, direct mail, signage, interiors and packaging.

We take a holistic approach to brand design, including interior spaces. It's a natural transition from creating a brand to thinking about how that brand will "live" in an office environment, retail location, educational facility etc. – designing spaces is part of creating a brand experience.

Riordon Design was incorporated in 1989. It was founded by husband and wife design team Ric and Shirley Riordon, who continue to take an active role in the firm. The background experience in brand design and corporate communications for some very sophisticated clients has earned Riordon a number of awards and a reputation for detailed excellence in both print and interactive communications. The depth and breadth of experience working with larger corporations over the years has equipped Riordon with the skills to provide a high level of outcome for entrepreneurial clients as well as the not-for-profit work they are committed to. riordondesign.com 905.339.0750 (Please see ad on pg 19)



CELEBRATE LIFE AT HOME WITH OUR HOMES

OUR HOMES magazine is your local home resource guide. Our readers love our magazine because we show and tell you about beautiful and unique local homes, retailers and products. Plus, we promote local service providers and help you find professional trades. Whatever you need to build, renovate or decorate, you will find in our much-loved magazine.

OUR HOMES magazines saturate 15 local markets in Ontario and connect close to 7 million readers annually with our advertisers through premium, consistent, local content and beautiful photography. Our readership and distribution numbers are audited. Our advertisers reach our highly sought out, high-income demographic through our targeted distribution in each region and throughout Ontario.

Our website, ourhomes.ca, offers even more ideas for every homeowner.

We love to hear from our readers so follow us on Facebook, Twitter and Instagram.

Our readers keep **OUR HOMES** magazine as a reference and resource guide. A business directory in each quarterly issue makes it easy for readers to find our advertisers. Every advertiser in the magazine is listed in the Directory under their business category. They are also listed on our online directory where readers can link to their website. ourhomes.ca (Please see ads on pg 93, 95)



WESTLINKS

WESTLINKS-NOW SELLING PHASE 1

WESTLINKS, "A FRONT PORCH COMMUNITY" is the latest inspiration of Rice Development, whose experience in development ownership and management of lifestyle communities in Ontario spans over forty years. Located near the shore of Lake Huron, in the town of Saugeen Shores (Port Elgin), **WESTLINKS** will consist of forty-two modern bungalow town homes, and sixty-nine custom single family residences, which will surround the existing 12 hole golf course known as the 'Club at Westlinks'.

The townhomes, starting at \$329,000, have five floor plans to choose from, all with full basements, garages and optional lofts. The custom homes are being built by Rice Development and three other local custom builders all highly respected for their design, quality and attention to detail in all of their projects.

WESTLINKS is the first Lifestyle Living Community in Saugeen Shores which includes a golf course, racquet courts, hiking trails, exercise room and a restaurant at the 'Club at Westlinks'.

WESTLINKS is within minutes of many attractions and activities in Saugeen Shores, including an extensive system of bike trails, six beaches, MacGregor Point Provincial Park, the Bruce County Museum, and much more. For more information go to Westlinks.ca 645 Goderich St, Port Elgin (Please see ad on pg 65)



WE MAKE YOUR ART LOOK GREAT!

Over 25 Years of
100% Custom, Quality,
On-site Service
www.gocaveart.com
905.333.5616
info@gocaveart.com

3514 MAINWAY, BURLINGTON, ON

Organized Transitions
Your Move Made Simple...

- Organizing & Downsizing
- Packing & Unpacking
- Move Management
- Auction & Estate Sales
- Estate Clear Outs

905.599.1816
www.organizedtransitions.ca | jennifer@organizedtransitions.ca

Advertise With Us

Give your business the benefit of premium exposure and connect, like never before, to our extensive targeted readership!

Jennifer Moore
905.320.7818
jennifer.moore@ourhomes.ca

Geri Maser
647.978.6350
geri.maser@ourhomes.ca

directory

OUR HOMES attracts the area's finest businesses to advertise in our pages, and utilize our unparalleled distribution and coffee-table appeal to market their products and services. We're making it easier for you, our readers, to become educated as you plan your home- and real estate-related purchasing decisions. View these business ads online at ourhomes.ca/oakville. The listings below are organized alphabetically by industry.

OUR HOMES is committed to ensuring the businesses below appear under the correct headings. To make a correction, or to have your business listed under more than one heading, please email jennifer.moore@ourhomes.ca or geri.maser@ourhomes.ca. To have your business listed in our Home Resource Directory, call us to advertise at 905.320.7818 or 647.978.6350.

ARCHITECTURE, ARCHITECTS, DRAFTSMEN & DESIGN

David Small Designs, 50&51
Gus Ricci Architect, 87

ARTISANS, ARTISTS, ART GALLERIES & WORKSHOPS

Cave Art, 93

AUTOMOBILES

Subaru Canada, 4
Whiteoak Lincoln, 97

BUILDERS & NEW HOME DEVELOPMENT

Ambassador Fine Custom Homes Inc., 5
HummingbirdHill Homes, 49
Maki Construction Inc., 2
Rock Cliff Custom Homes, 85
Sedgwick Marshall Heritage Homes, 14
Stoncroft Homes, 12
The Gatti Group Corp., 59
United Lumber Home Hardware Building Centre, 23

BUILDING, LANDSCAPE SUPPLIES

Euro Architectural Components, 59
United Lumber Home Hardware Building Centre, 23

BUSINESS SERVICES

Riordon Design, 19, 92

CABINETS & MILLWORK, WOODWORKING

Coxson-McInnis Custom Kitchens, Cabinetry & Millwork, 89
Liberty Custom Cabinetry, 40
Trends Wood Finishing Inc., 43

COLOUR MATCHING

Nix Sensor, 14

COUNTERTOPS, GRANITE & STONE

Greenville Soapstone Company, 29, 92
Ideal Home Design, 73

ELECTRICAL

ReelServices.ca, 91

FABRIC, BEDDING & UPHOLSTERY

Janso Upholstering Inc., 91

FINE WOODWORKING, FURNITURE REFINISHING, CUSTOM FURNITURE & CARPENTRY

Rawhide International, 63

FLOORING, TILE, CARPET

Anderson's Carpet and Home, 10&11
Eden Tile-It, 91
Ideal Home Design, 73
The Floor Shop, 99

GRANITE & STONE

Indiana Limestone Company, 71

GRAPHIC DESIGN, WEB DESIGN

Riordon Design, 19, 92

HOME ACCENTS, HOME DÉCOR, FURNITURE & COLLECTIBLES

Accents for Living, 6
Anderson's Carpet and Home, 10&11
C & G Solid Wood Furniture, 73
Cornerstone Home Interiors, 75
Gautier, 15, 92
Hearty Furniture, 41
Heritage Lifestyle Home Furnishings, 25
Home Furniture, 59
HYM, 92, 93
Kennedy Galleries, 3
Natur Sleep, 29
Parsons Interiors, 69

Resource Furniture, 23
Watts Current, 65

HOME IMPROVEMENTS & HOME RENOVATIONS

Georgian Renovations, 7
Glen Abbey Contractors, 45
Ideal Home Design, 73
The Gatti Group Corp., 59

INTERIOR DECORATING & INTERIOR DESIGN

Accents for Living, 6
Anderson's Carpet and Home, 10&11
Heritage Lifestyle Home Furnishings, 25
Parsons Interiors, 69
Rivercroft Interiors, 73
Sold by Style, 91
The Expert Touch Interiors, 27

IRONWORK

Euro Architectural Components, 59

KITCHEN & BATH

Coxson-McInnis Custom Kitchens, Cabinetry & Millwork, 89
Liberty Custom Cabinetry, 40
Oakville Kitchen & Bath Centre, 69
Trends Wood Finishing Inc., 43

LANDSCAPE DESIGN, LANDSCAPING, LAWN & GARDEN

Indiana Limestone Company, 71
ProScape Land Design & Construction, 83

LIGHTING

Kennedy Galleries, 3
Watts Current, 65

MANTELS, MOULDINGS

Omega Mantels & Mouldings, 8

MOVING & STORAGE

Organized Transitions, 93

OUTDOOR FURNITURE

Home Furniture, 59
Recycled Patio, 73

PAINTING & DECORATING

Anderson's Carpet and Home, 10&11
Benjamin Moore, 39
Erin Mills Paint & Decor Centre, 39
Nix Sensor, 14

POOLS, SPAS, HOT TUBS & SAUNAS

ImmerSpa, 13

RAILINGS & GATES

Euro Architectural Components, 59

REAL ESTATE

Hodgins Realty Group, 100
RE/MAX Land Exchange Ltd., 65, 93
Sam McDadi Real Estate, 17
Sedgwick Marshall Heritage Homes, 14
Sotheby's International Realty, 9

SERVICES

Organized Transitions, 93

STAIRS, RAILINGS, TRIM

Amber Stairs & Railings Inc., 87
Ideal Home Design, 73

TREE SPECIALISTS

Arborwood Tree Service, 63

WINDOW FASHIONS

Accents for Living, 6
Budget Blinds, 61
Shades of Home, 41

WINDOWS & DOORS

Doorway Inc, 71
Loft Doors, 87

online

EVERY DAY ON ourhomes.ca



OUR inspiration becomes YOUR reality.

Home Tours, Style Ideas, Recipes & DIYs

OUR HOMES helps you find the right company in **your area** for all your homes-related needs.

celebrating life at home
ourhomes.ca

good taste



online Get more recipes at ourhomes.ca/mag/cook

spicy MARGARITAS

RECIPE AND PHOTOGRAPHY
JENELLE MCCULLOCH

Here's a fun twist on a summer party classic – fruity margaritas with a kick. We use bright, classic summer flavours and a hint of spice.

WATERMELON JALAPENO MARGARITA

INGREDIENTS

- 1 cup watermelon, seeded and cubed
- 1 jalapeno pepper, sliced
- 2 ounces tequila
- 1 ounce triple sec
- 1 ounce agave syrup
- lime, for rimming
- sugar, for rimming
- ice

DIRECTIONS

- Rim two glasses with lime, then sugar, and set aside.
- In a shaker, muddle a few slices of jalapeno. Add watermelon and muddle to release juices. Add a scoop of ice and remaining ingredients.
- Shake and strain into prepared glasses over crushed ice. Garnish with jalapeno slices.

PEAR & GUAVA MARGARITA

INGREDIENTS

- 6 ounces pear-guava juice
- 2 ounces tequila
- 1 ounce triple sec
- 1 ounce agave syrup
- lime, for rimming
- 1 Tbsp coarse salt, for rimming
- 1 Tbsp sugar, for rimming
- ¼ tsp crushed chili flakes, for rimming
- fresh pear, sliced, for garnish

DIRECTIONS

- Mix together salt, sugar and chili flakes. Rim two glasses with lime then dip into salt mixture.
- Fill a cocktail shaker with ice and add pear-guava juice, tequila, triple sec and agave syrup.
- Shake and strain into prepared glasses over crushed ice. Garnish with pear slice. OH



THE LINCOLN
MOTOR COMPANY

DISCOVER THE 2017



Lincoln MKZ

Lincoln Continental



Lincoln MKC

Lincoln MKX



WHITEOAK
LINCOLN

3285 MAVIS RD., MISSISSAUGA, ON L5C 1T7
1.866.980.2155
WHITEOAKLINCOLN.CA

finishing touch

Cuttings from tropical plants make a simple yet bold statement



BLUE lagoon

Aquatic-themed spaces are a design trend we're loving this year. Dive in and submerge your kitchen or dining area in colour palettes and elements inspired by oceans, lakes, lagoons and the creatures and plant life that inhabit them.

1. MUUTO: Elevated, Silent, Shade & Four Vases **2. TECH LIGHTING:** Quinton Pendant in Surf Green **3. COLE & SON:** Palm Jungle 95/1003 Wallpaper **4. MOSAÏQUE SURFACE:** Nadja Tile in Calacatta Oro & Brass **5. KITCHENAID:** Artisan Stand Mixer in Blue Willow **6. DELTA:** Trinsic Single Handle Pull-Down Kitchen Faucet in Champagne Bronze **7. AMEROCK:** Sea Grass CTC Cup Pull in Golden Champagne **8. ABBOTT:** Mojave Succulents in Globe **9. LE CREUSET:** Covered Sauté Pan in Caribbean **10. ABBOTT:** Graphic Pumpkin Knob in Turquoise & Gold **11. NOVICA:** Azure Chalice Handblown Recycled Glass Pitcher Set for 2 **12. ABBOTT:** Large Classic Pillar Candle in Navy Blue **13. BANQUET ATELIER & WORK SHOP:** Wild Birds in Navy Blue 100% Linen Tea Towel **14. JAIPUR LIVING:** Barcelona I-O Drizzle Rug in Papyrus & Green Bay **15. BABA SOUK:** Natural Seagrass Medium Belly Basket in Black **16. TON CANADA:** Chair Split in Gradient Blue **17. MOE'S:** Belem Rectangular Dining Table **18. ABBOTT:** Rustic Rim Porcelain Dinnerware in Ocean **OH**




The Floor Shop

Quality Wood Flooring . . . Since 1989

WOOD FLOORING SPECIALISTS

Hardwood Flooring lends character and charm to any room in your home or business and best of all—it never goes out of style, and it is simply beautiful! Wood flooring has gone far beyond classic styles of traditional wood-grains. In addition to beauty, our collection of hardwood flooring offers exciting possibilities in a variety of species; oak, maple, birch, beech, walnut, jatoba, hickory, American Cherry as well as colours, widths, finishes and so much more. Since 1989, The Floor Shop, now with three locations in the Greater Toronto Area offers you incredible floors that will last a lifetime.

The Floor Shop has also been featured on several episodes of 'Holmes on Homes', the highly revered award winning HGTV program with Mike Holmes. The Floor Shop—your wood flooring specialists for warmth, livability and character.



MISSISSAUGA

Tel: 905.803.0050 Fax: 905.803.0066
700 Dundas Street East

KINGSWAY

Tel: 416.234.0599 Fax: 416.234.9920
4133 Dundas Street West

LEASIDE

Tel: 416.421.8588 Fax: 416.421.5477
154 Wicksteed Ave

WWW.THEFLOORSHOP.COM



MERCIER
wood flooring



JAMES HODGINS

BROKER OF RECORD | 905-855-8700

jhodgins@jameshodgins.com | HodginsRealtyGroup.com

YEARS OF SERVICE
29

James Hodgins - Top 500 Value Out Of 7000 Agents Across Canada 2015-16 & 16 Professionally Audited



TOP 50 OUT OF 77,131 AGENTS ACROSS CANADA*



MISSISSAUGA'S MOST GRACIOUS MANOR HOME

One Of Mississauga's Most Gracious Manor Hms Situated On A Breathtaking Ravine Lot Overlooking Golf Course, Credit River & Downtown Cityscape. Spectacular 6+1 Bdrms, 12 Baths, 7 F/P Mansion W/4 Car Garage, 10 Foot Ceilings.

\$4,798,888



SOUTH MISSISSAUGA ESTATE

Almost 1 Acre Estate Complete With Tennis Court, Guest House, 6 Garages, Breathtaking Custom Pool & 7000+ SF Manor. Brilliantly and completely updated to absolute perfection.

\$4,980,000



HALF ACRE ESTATE LOT

Site Plan Approval For Distinguished 6000SF+ W/O Bsmnt Design! Exclusive Estate Setting Surrounded By Towering Mature Trees Offering Ultimate Privacy.

\$2,500,000



SHOWS TO PERFECTION!

Gorgeous updated detached family home on private lot! Walnut design hardwood! Finished open concept basement with bath.

\$869,500



ULTIMATE URBAN RETREAT FOR PROFESSIONALS!

Over 3800sf of lux living space overlooking The Credit River in downtown Streetsville. Open Concept Design W/ Rare Oversized Loft w/ Ensuite + Prof. Fin. Custom Bsmnt w/ Ensuite. 2 Large Master Suites & 3rd Flr Loft.

\$929,500



CHARMING & SPACIOUS IN MINEOLA

4 Bedroom family home on quiet crescent. Tastefully updated + open concept family rm to kitchen! Gorgeous centre hall design + fin basement. Walk to Schools, Go & Port Credit!

\$1,659,888



OAKVILLE BUNGALOW

Executive 3 Bedroom Bungalow perfect for Downsizees With Dbl Car Garage, Hrdwd Floors and Superb Master Retreat. Located in Sought After Bronte Creek, Backing onto park green space & close to all amenities.

\$1,399,500



LIVE BY THE LAKE

Rare private end unit executive Port Credit Townhouse with sought after loft w/ensuite bath + huge 3 car+ garage! Custom open floor plan+ many bonus features! Truly a step above.

\$1,379,900



SOUTHWEST OAKVILLE

Recent Custom Build In Desirable SW Oakville. Shows to perfection w/Premium Quality finishings. Open Kitchen To Great Rm + Entertainers Bsmnt! Backyard Retreat w/pool.

\$2,299,000

CALL JAMES HODGINS TODAY - 905-855-8700